

Valetta
Art. Nr. 2826900

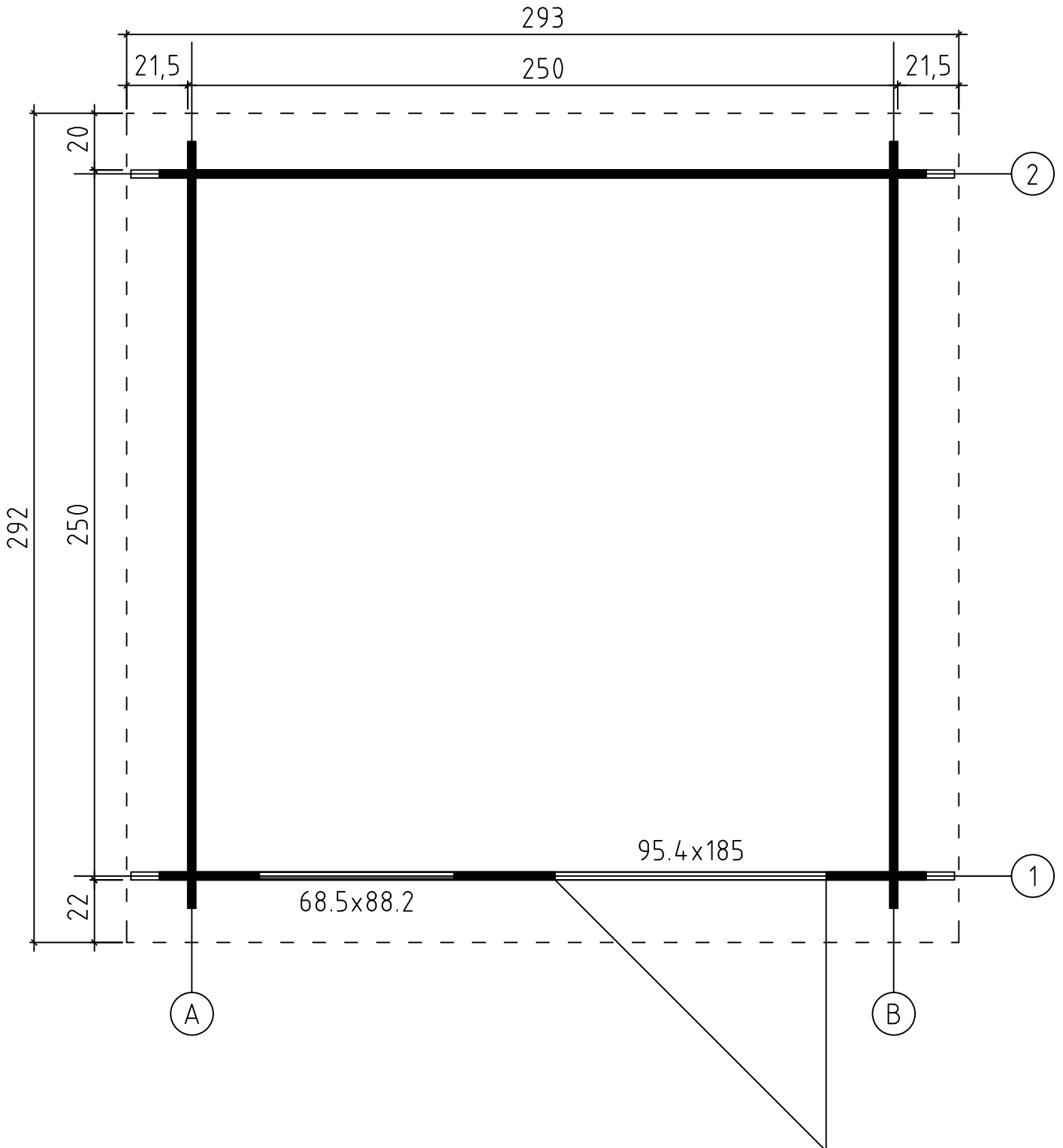
1/8



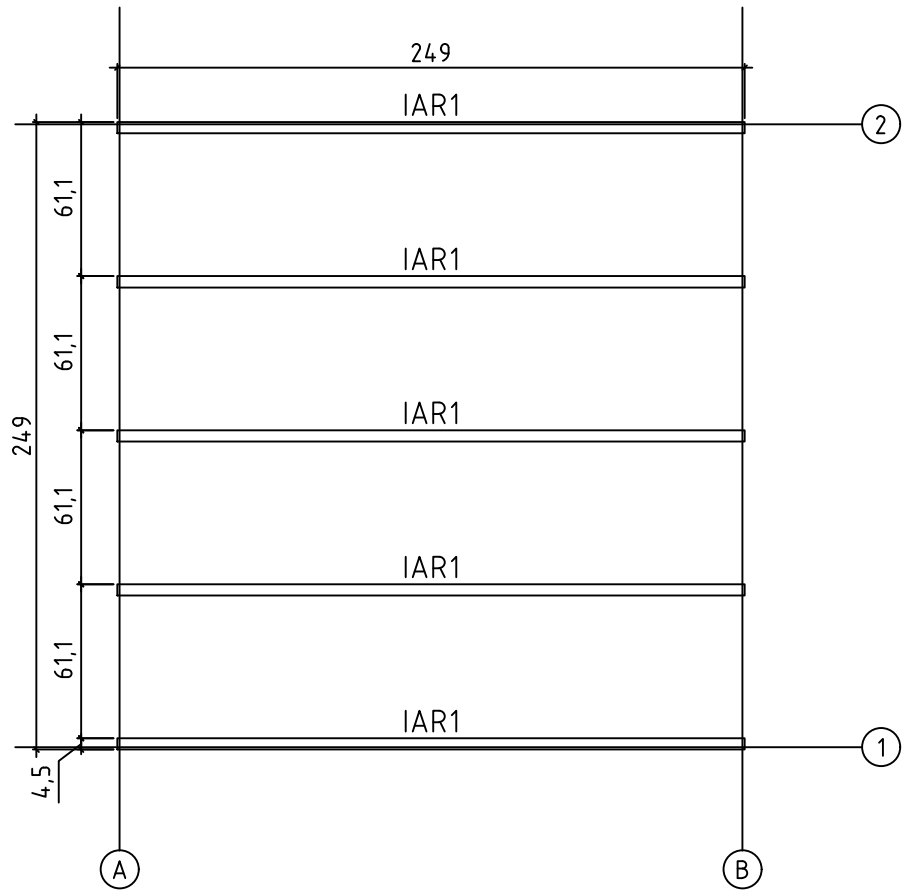
28.07.2016

Art.nr. 2826900

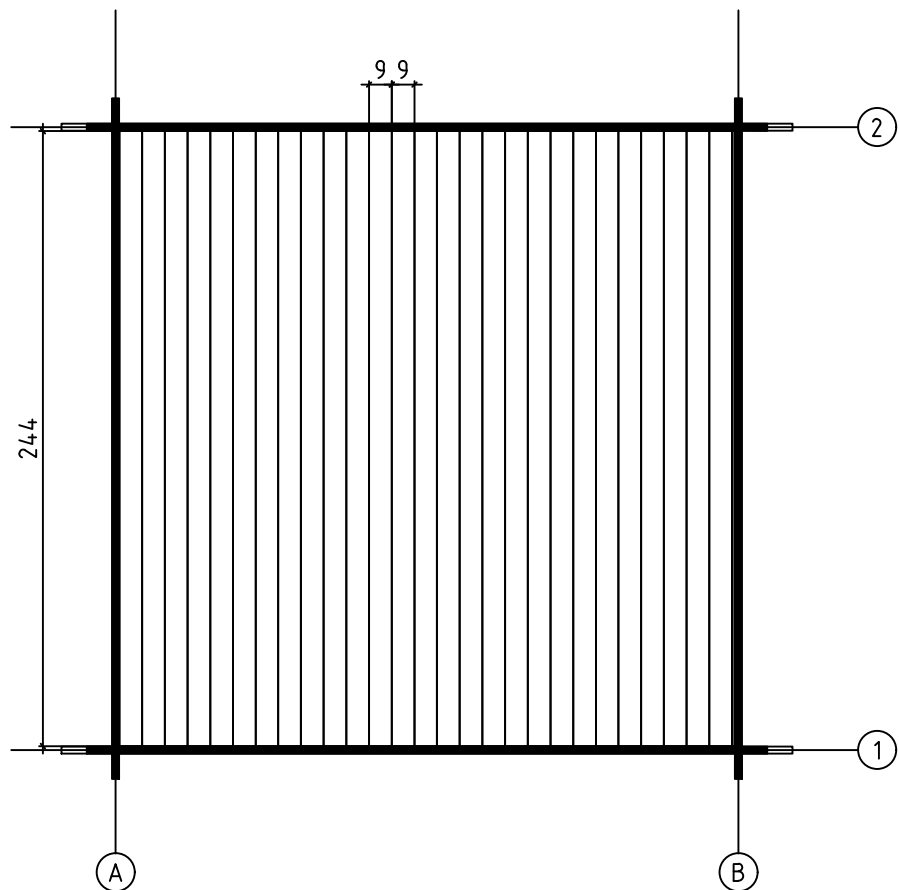
GROUNDPLAN - GRUNDPLAN - PLAN DE MASSE

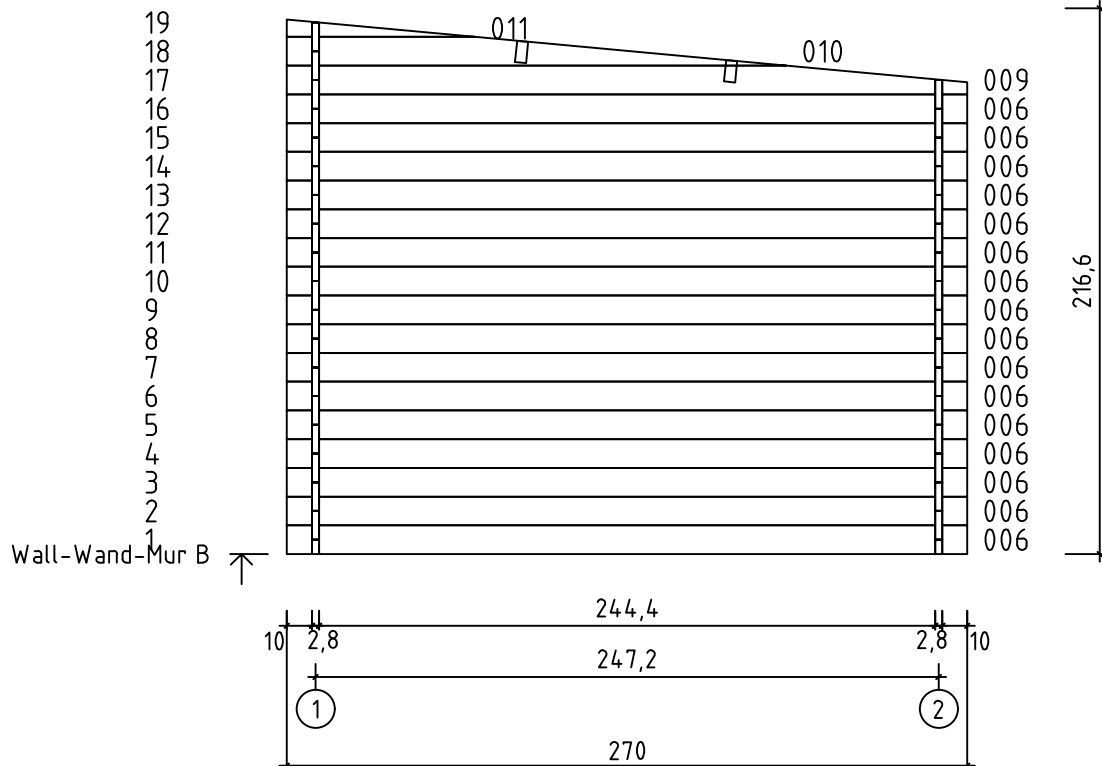
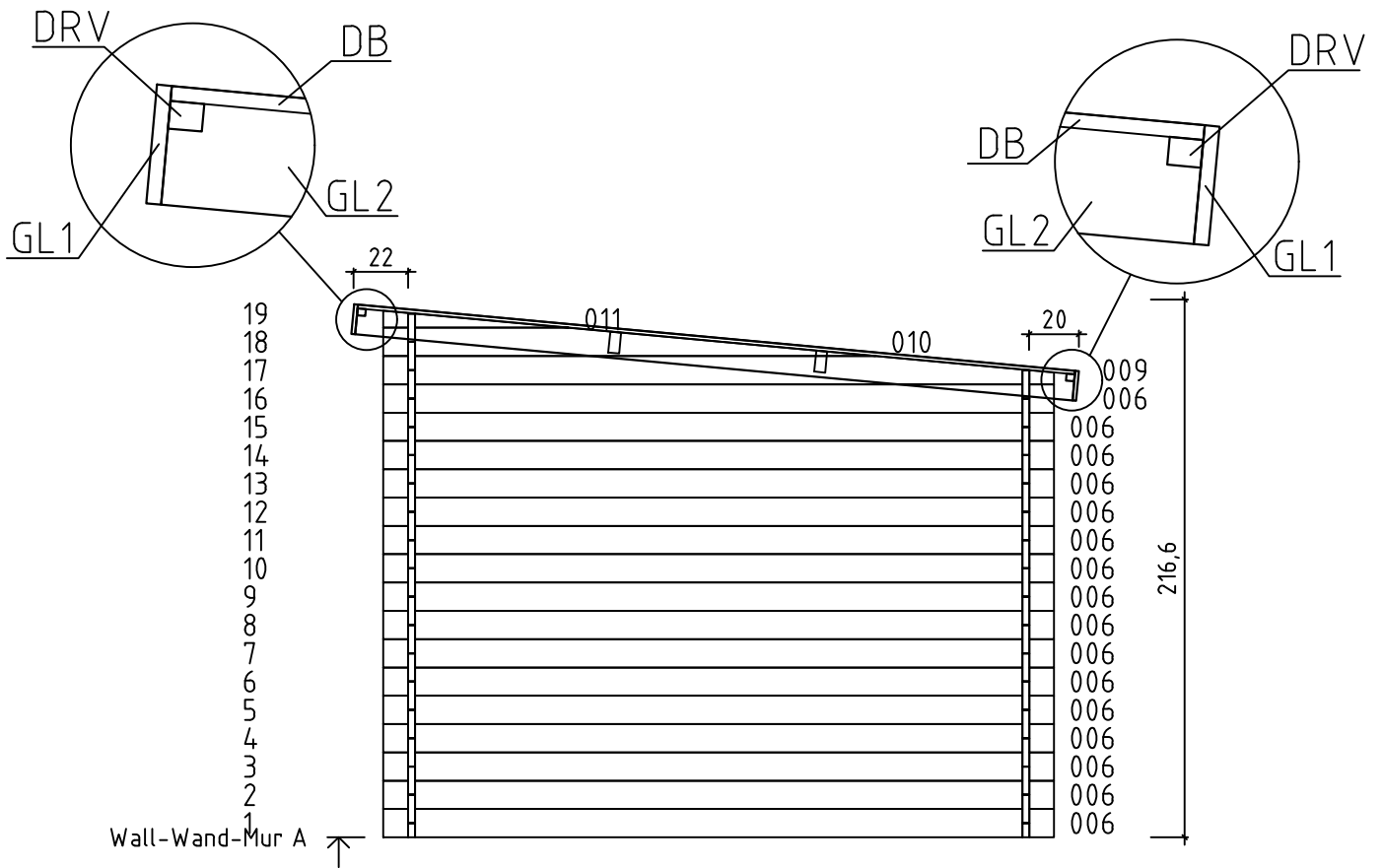


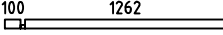

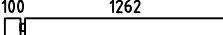


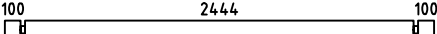
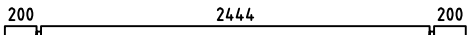
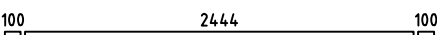
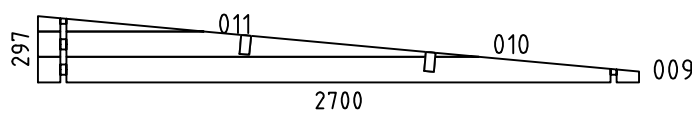








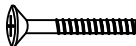




FOUNDATION - FUNDAMENT - FONDATION

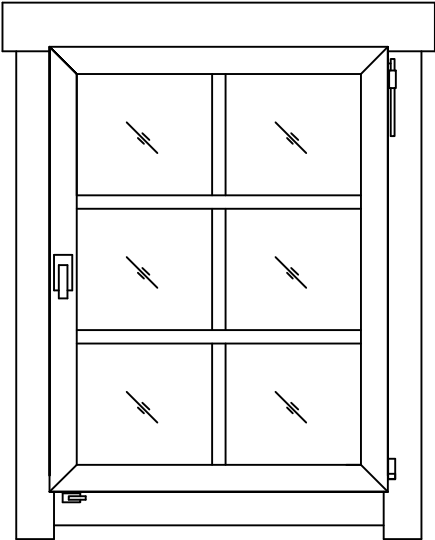
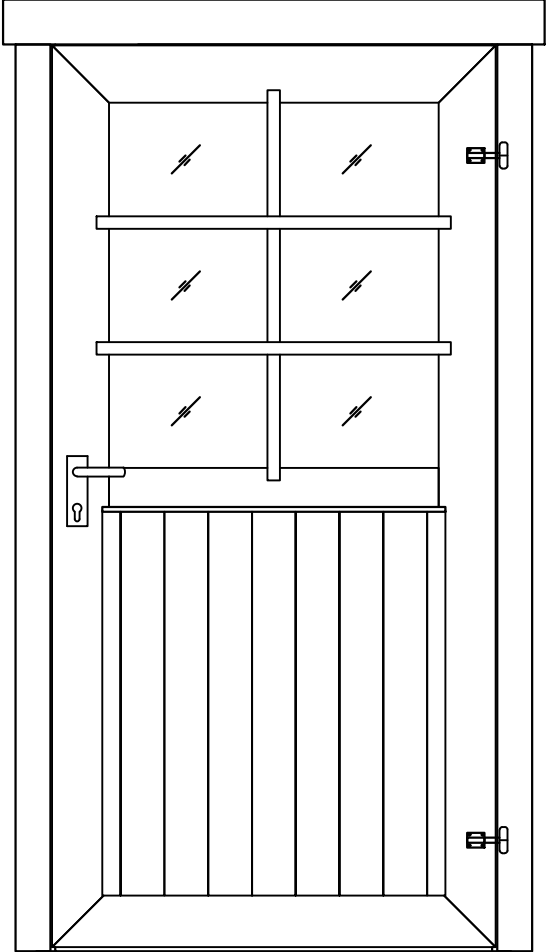


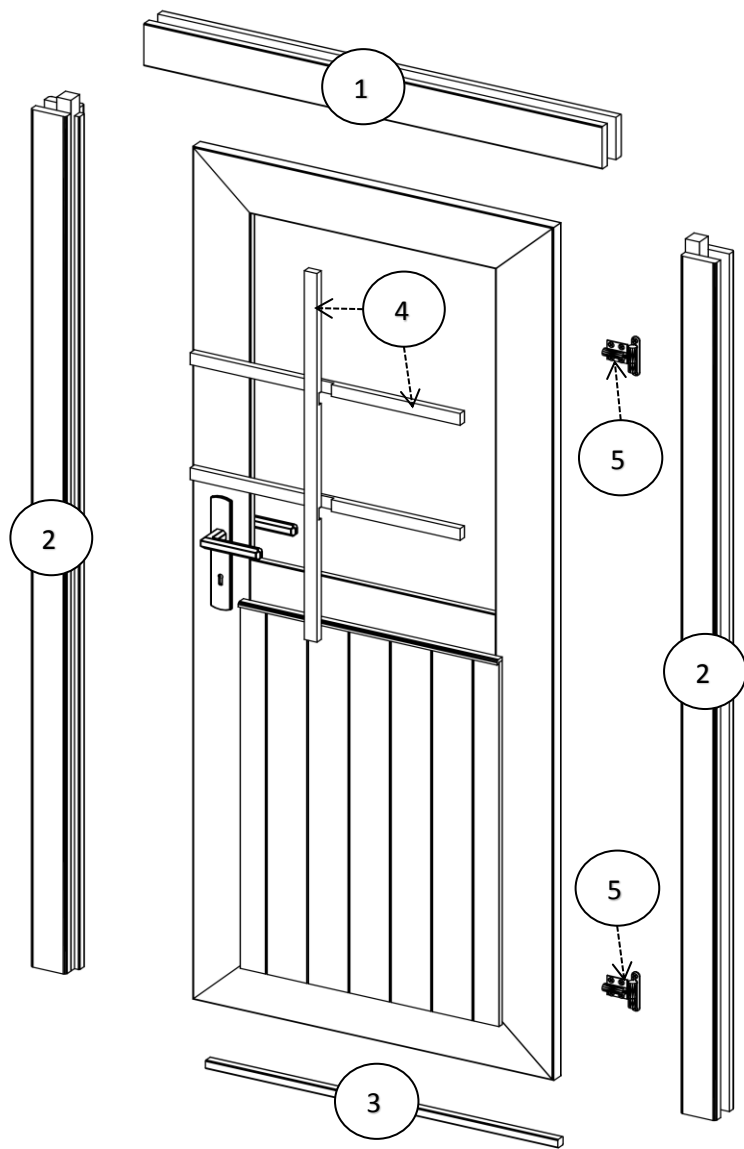
FLOOR BOARDS - FUSSBODENBRETTER - LAME DE PLANCHER

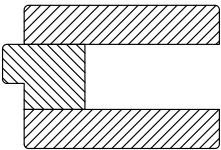
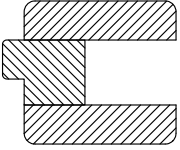


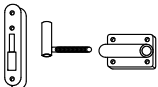




Pos	28.07.2016	Piece list - Stückliste - Liste des pièces Art.nr. 2826900	6/8	Q.	P (mm)	L (mm)
001				1	28x57	1390
002				1	28x57	348
003				8	28x114	1390
004				24	28x114	348
005				8	28x114	348
006				48	28x114	2700
007				2	28x114	2900
008				1	28x57	2700
WA-1 WB-1				1 1		
IAR1	FOUNDATION - FUNDAMENT - FONDATION			5	45x45	2490
A-PR1	ROOF BEAM - DACHBALKEN - PANNE DE TOIT			2	44x120	2900
	FLOOR BOARDS - FUSSBODENBRETTER - LAME DE PLANCHER			28	90x15	2440
DB	ROOF BOARDS - DACHBRETTER - VOLIGES			33	90x15	2900
	FLOOR FILLET - FUSSBODENLEISTE - CORNIERE DE FINITION DU PLANCHER				18x18	9.76
DRV	ROOF EDGE REINFORCEMENT - DACHRANDVERSTÄRKUNG - CORNIERE DE RENFORT DE BORD DE TOIT			2	28x34	2900
KFS	STORM PROTECTION - STURMLEISTE - LATTE ANTI-TEMPETE			4	22x45	2050
GL2	GABLE MOULDING - GIEBELLEISTE - PLANCHE DE RIVE			2	15x120	2900
GL1	GABLE MOULDING - GIEBELLEISTE - PLANCHE DE RIVE			2	15x120	2930
FS	WINDOW HANDLE FITTINGS - FENSTERGRIFF - POIGNEE DE FENETRE			1		
	BOLT FOR WINDOW HANDLE FITTINGS - BOLZEN FÜR FENSTERGRIFF BESCHLAG - VIS POUR FIXATION POIGNEE DE FENETRE			2		
	SCREW FOR GEORGIAN BARS - SCHRAUBE FÜR SPROSSEN - VIS DE BARRES GEORGIENNE			12	2.5x20	
HS22	SCREW FOR FIXING DOOR TO THE WALL - SCHRAUBE ZUR BEFESTIGUNG TUR - ZARGE MIT WAND - VIS DE FIXATION PARTIE BASSE DORMANTS DE PORTE AU 1ER RANG DE MADRIER			2	3.5x50	
HS59	SCREW FOR DOORSTEP - SCHRAUBEN FÜR SWELLE - VIS POUR FIXATION BARRE DE SEUIL			2	3x30	
HS56	SCREW FOR FIXING BOLT HINGE - SCHRAUBE FÜR TÜRRIGEL - VIS POUR FIXATION GONDS DE PORTE - POUR OUVRANT			8	4x30	

Pos	28.07.2016	Piece list - Stückliste - Liste des pièces Art.nr. 2826900	8/8	Q.	P (mm)	L (mm)
	WINDOW - FENSTER - FENETRE 685x882 SGC	AK.1.106.SSP.d	1			
	DOOR - TÜR - PORTE 954x1850 SGA+28	UK.2.056.SVP.MX28g	1			



Pos	Piece list - Stückliste - Liste des pièces	Q.	P (mm)
1		1	66x100
2		2	66x80
3		1	18x18
4		3	15x25
5		2	

