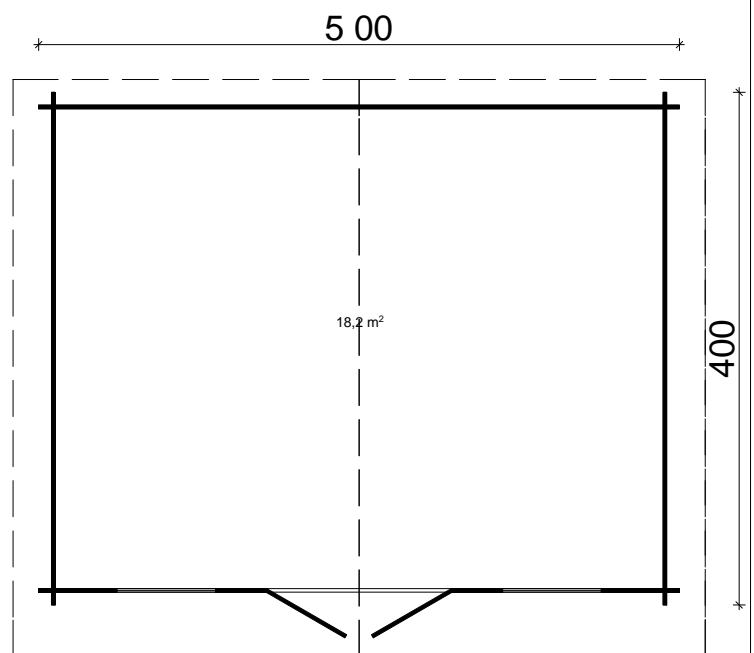


# Techn. Data: Hoby Bidasoa 28 mm





















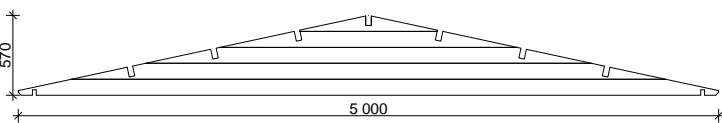










Log length (W x D): 500 x 400 cm

Wall size(outside): 480 x 380 cm · Log thickness: 28 mm




Note: All dimensions are approximate !

# Specification - Hoby Bidasoa 28 mm

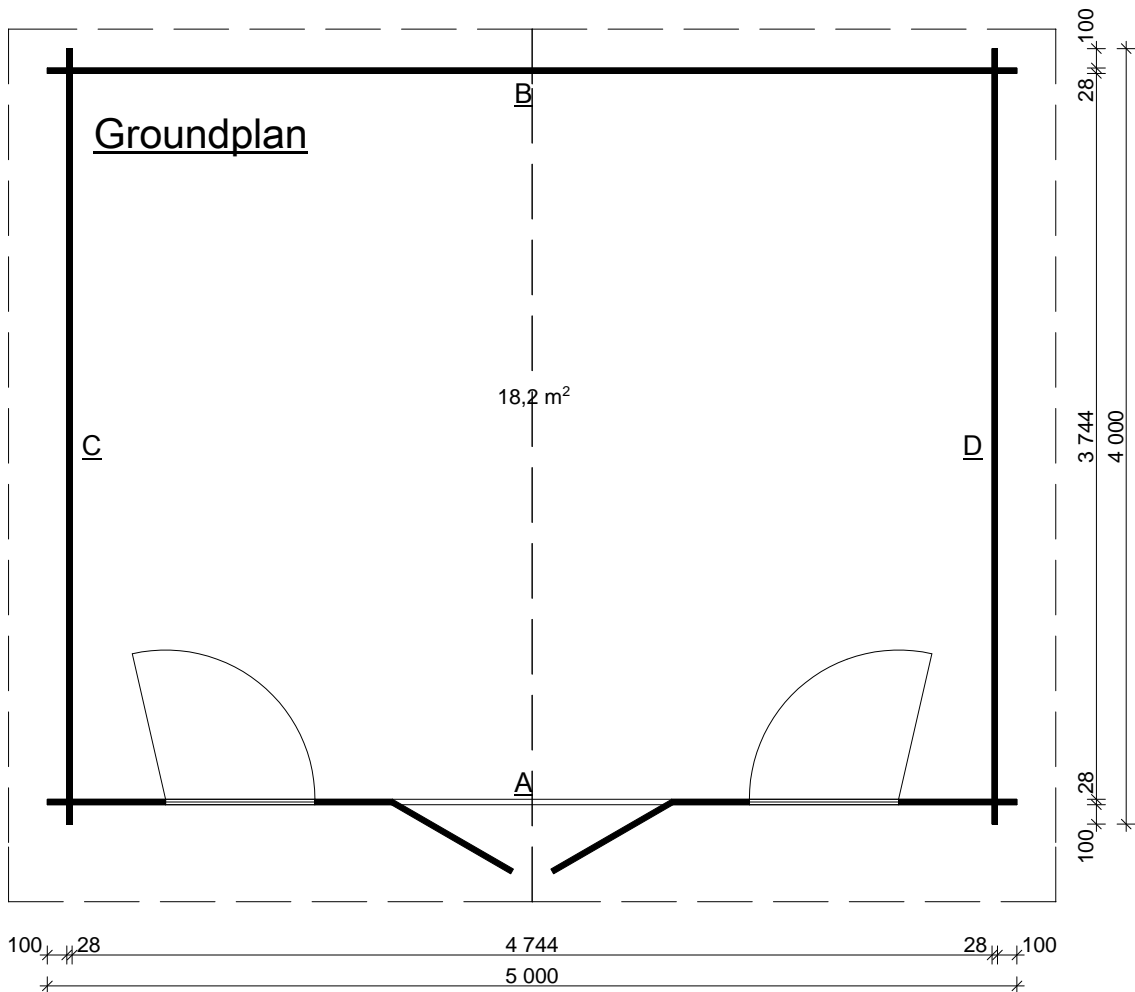
Nr		 mm	 mm	 x
1	Foundation 	 45x70	4800	8
2			5000	1
3			1780	2
4			5000	16
5			4000	30
6			1780	14
7			610	18
8			400	18
9			4200	2
10			--	--
11			--	--
12			4500	2
13	Purlin 		4500	7(6+1)
14			5000	2
15	Door ca. 1425 x 1835 mm			1
16	Window ca. 765 x990 mm L+R			1+1
17	Roofing felt			--
18	Roof boards	Vers. 1 > 	--	--
		Vers. 2 > 	2710	82+2
19	Floor boards	Vers. 1 > 	--	--
		Vers. 2 > 	3740	44+1
20	Facia boards 	18x115	2750	4
21	Roofing felt fillet	16x35	2750	4
22	Eavesboard	18x90	4500	2
23	Eavesboard	25x36	4500	2
24	Rhomb 			2
25	Baseboard 			ca. 17 m
26	Screws 4,0 x 40; 4,0 x 50			110 / 990
27	Screws 5,0 x 70; 6,0 x 140			20 / 50
28	Storm braces		1900	4
29	M 8 x 60, Nut , Washer			12
30	Nails 1,4 x 35			50
31	Hitblock		300-400	

# Hoby Bidasoa 28 mm

## Foundation



## Groundplan



# Hoby Bidasoa 28 mm

