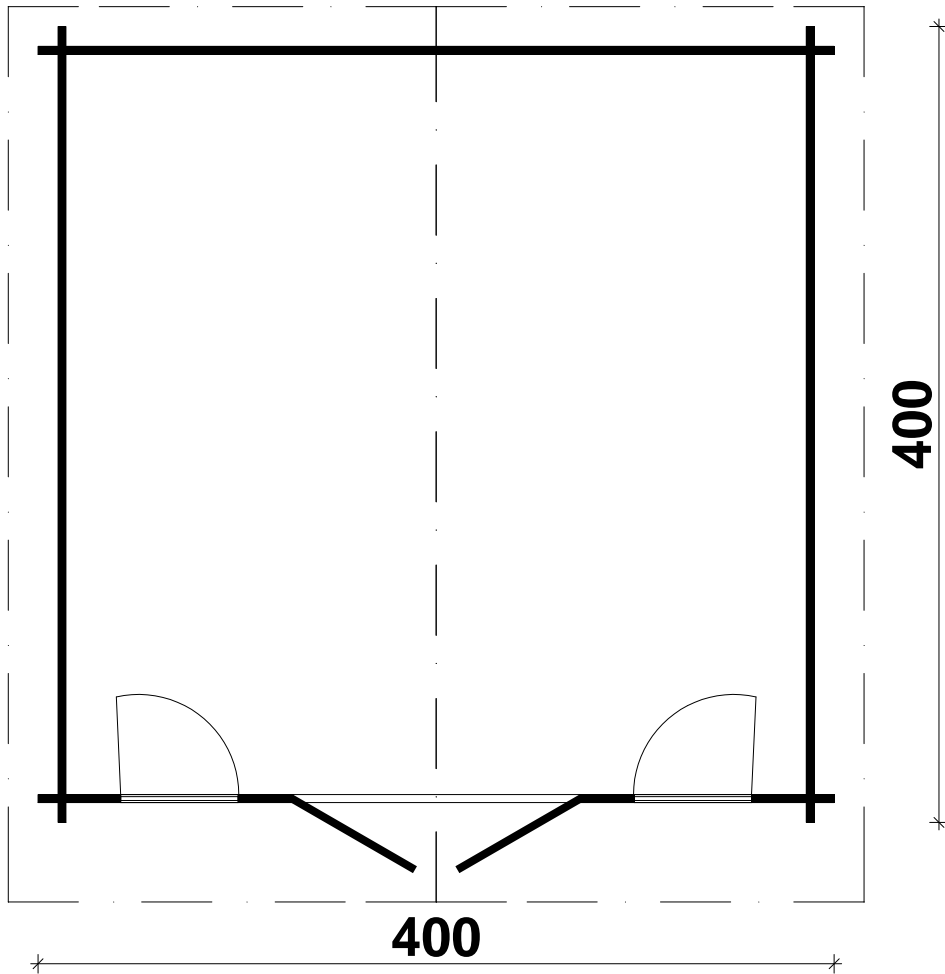


Techn. Data: Aino 40 mm

Log length (W x D): 400 x 400 cm


Wall size(outside): 380 x 380cm · Log thickness: 40 mm



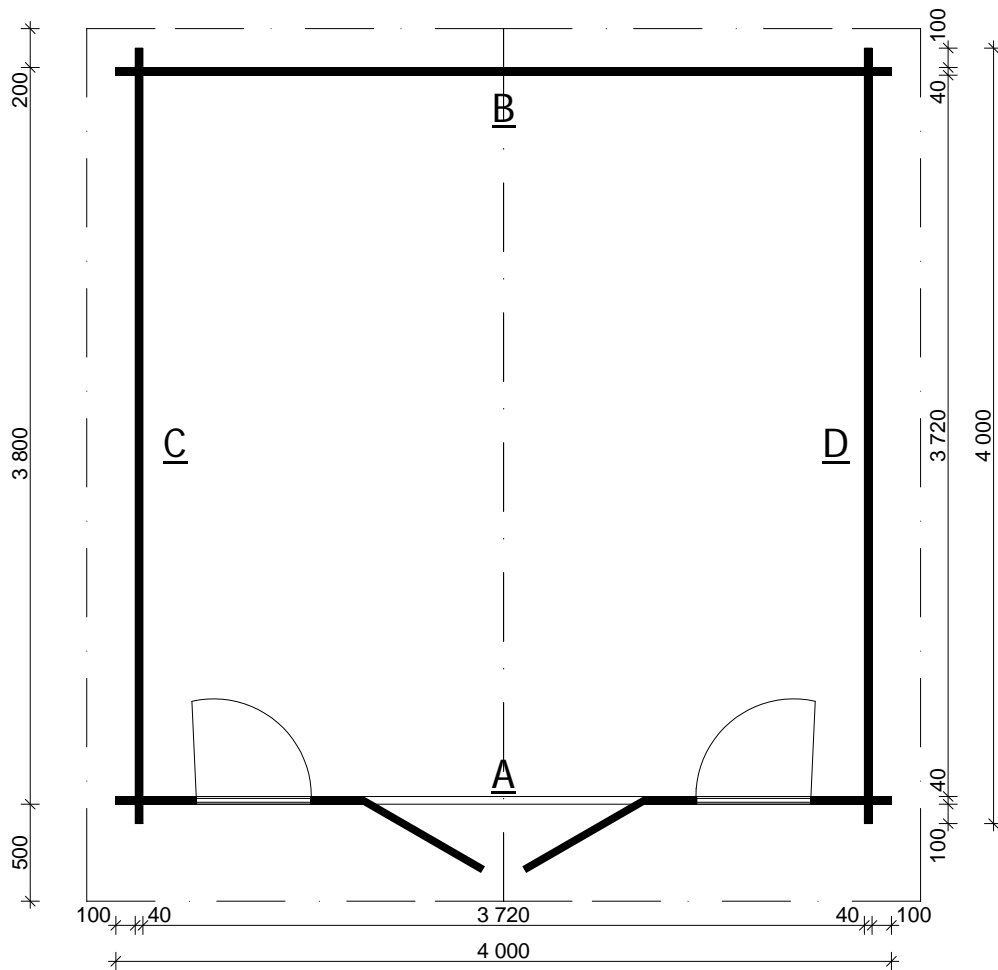
Note: All dimensions are approximate !

Aino 40 mm / 400 x 400 cm




















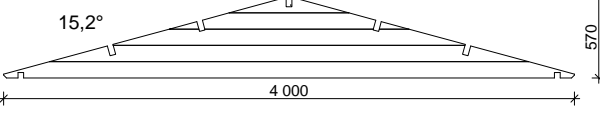











Foundation

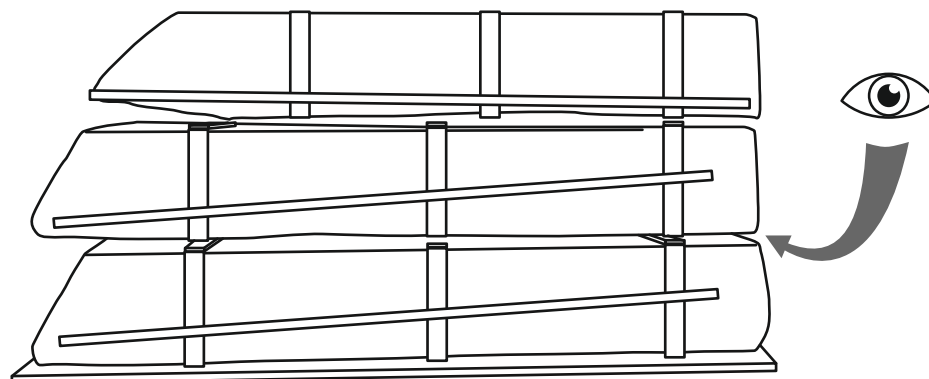


Groundplan

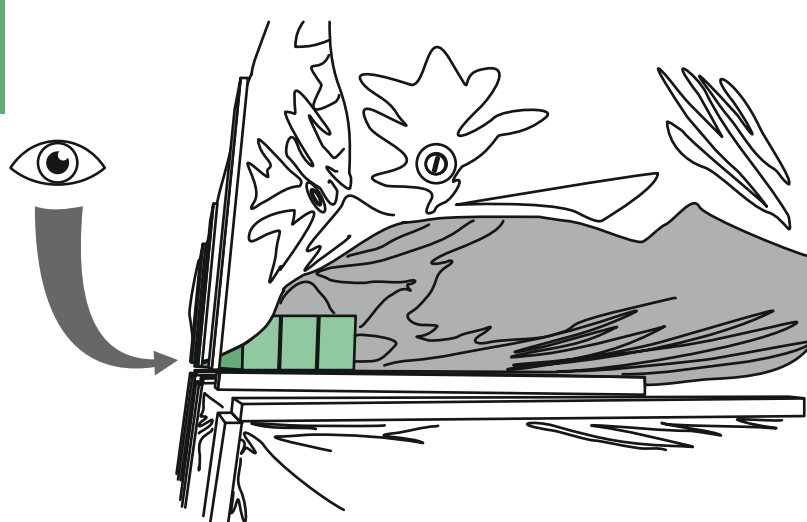


Specification - Aino 40 mm / 400 x 400 cm

Nr		 mm	 mm	 x	
1	Foundation 	 45x70	3800	8	
2			1280	2	
3			4000	1	
4			1280	14	
5			415	20	
6			275	20	
7			 114	4000	49
8			-	-	
9			4200	2	
10			 40x122	4500	2(1+1)
11		 40x143	4500	5(4+1)	
12		 114	4000	2	
13	Double door ca. 1425 x 1955 mm - S. ISO 40 mm - R			1	
14	Window ca. 585 x 1100 mm - S. ISO 40 mm - R / L			2(1+1)	
15	Roofing felt			--	
16	Roof boards	Vers. 1 >  18x88	--	--	
		Vers. 2 >  18x110	2230	82+2	
17	Floor boards	Vers. 1 >  18x88	--	--	
		Vers. 2 >  18x110	3715	34+1	
18	Facia boards 	18x115	2270	4	
19	Roofing felt fillet	18x90	2270	4	
20	Eavesboard	18x90	4500	2	
21	Eavesboard	25x38	4500	2	
22	Rhomb 			2	
23	Baseboard 			ca. 14,9 m	
24	Screws 4,0 x 40 ; 4,0 x 50 ; 5,0 x 70 ; 6,0 x 140			100/700/15/40	
25	Nails 1,4 x 35			50	
26	Storm braces 		2010	4	
27	M 8 x 70, Nut , Washer			12	
28	Roofing felt nails 2,8 x 15			--	
29	Hitblock		300-400		

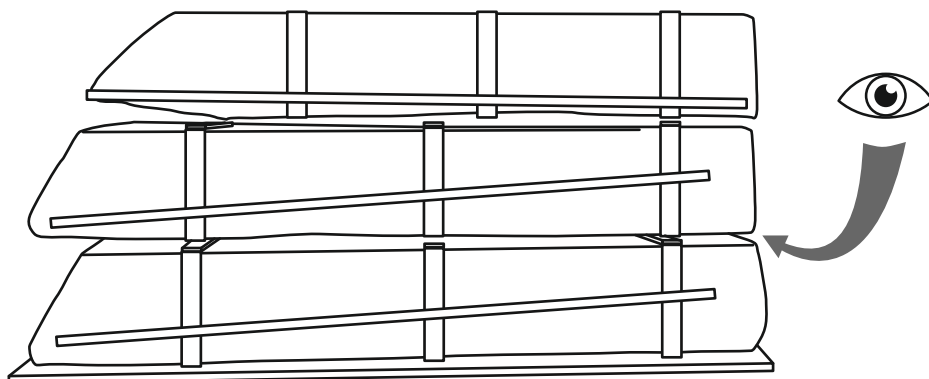
1

- EE** Sõltuvalt tellitud mudelist asuvad immutatud vundamendiprussid ja terrassilauad TENE pakkimiskile all.
- ENG** Depending on the model ordered it may include impregnated foundation beams and terrace boards, these are packed at the bottom of the package.
- DE** Je nach bestelltem Modell sind die imprägnierte Fundamentbalken und Terrassenbretter unter TENE-Verpackungsfolie zu finden.
- ES** Según modelo, los rastreles del suelo y las tablas de la terraza tratadas en autoclave verde, se sitúan en la parte inferior del paquete, debajo de plástico de embalaje con logotipo Tene.
- IT** In base al modello ordinato, le travi impregnate da pavimento e i pannelli di rivestimento si trovano sotto la pellicola d'imballaggio TENE.
- FR** Selon le modèle dans votre commande, les poutres de fondement imprégnées et les lames de terrasse se trouvent sous le film de conditionnement TENE.

2

- EE** Vaata pakkimiskile alla, et leida puuduolevad maja osad!
- ENG** Please look at the bottom of the packaging to find these house parts.
- DE** Schauen Sie bitte unter Verpackungsfolie nach, um die fehlenden Teile herauszufinden!
- ES** Mira por debajo del plástico con logotipo de Tene, encontrarás las piezas que te faltan. Las reconocerás por su tono verdoso.
- IT** Controlla sotto la pellicola d'imballaggio per trovare le altre parti della casa!
- FR** Regarde sous le film de conditionnement pour trouver les détails manquants de la maison!



1

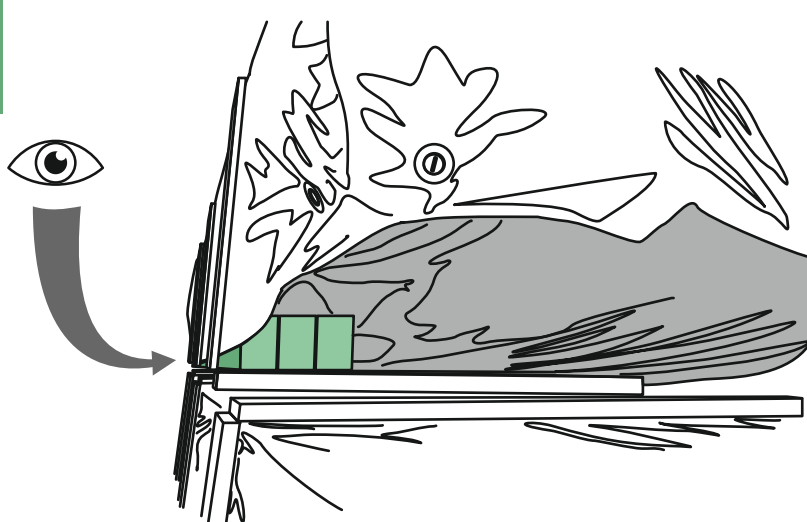
PL W zależności od zamówionego modelu impregnowane belki fundamentowe i deski tarasowe są umieszczone pod foliowym opakowaniem TENE.

FI Kyllästetyt pohjapalkit ja terrasilaudat sijaitsevat tilauksesta riippuen TENE-pakkauskalvon alla.

SE Beroende på beställd modell förpackas impregnerade sylldelar och terrassbrädor i TENEs emballageplast.

DA Afhængigt af hvilken model, der er bestilt, befinder de trykimprægnerede fundamentsstrøer og terrassebrædder sig under TENE's emballageplast.

RU В зависимости от заказанной модели пропитанный фундаментный брус и террасная доска TENE находятся под упаковочной пленкой.

2

PL Zjrzyj pod foliowe opakowanie, aby znaleźć brakujące elementy domu!

FI Puuttuvat talon osat löytyvät pakkauskalvon alta!

SE Titta under emballageplasten för att hitta saknade husdelar!

DA Se under emballageplasten for at finde manglende dele til huset.

RU Посмотрите под упаковочную пленку, чтобы найти недостающие части дома!