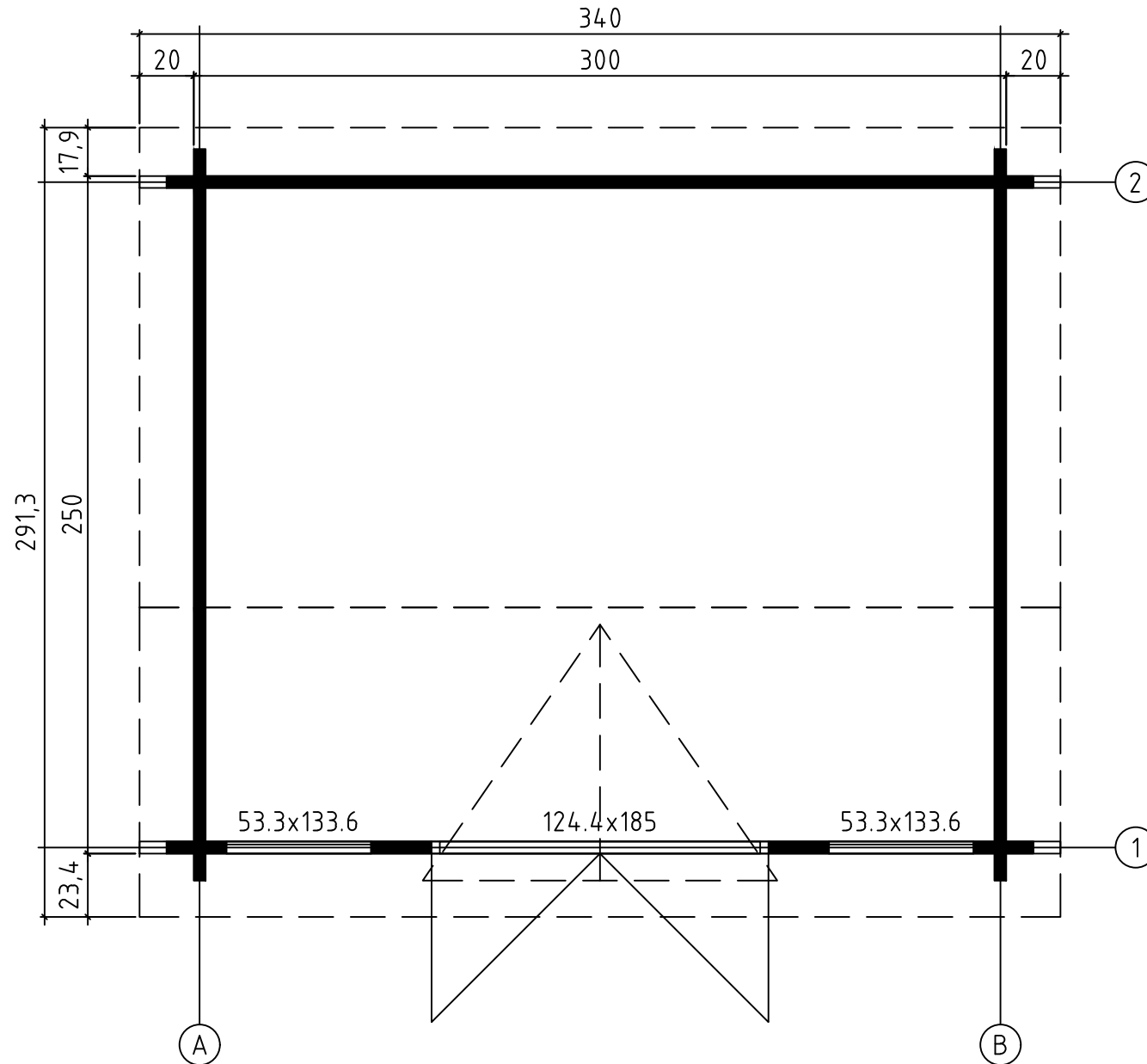


*Windsor Mini*  
Art. Nr. 4421102  
1/11

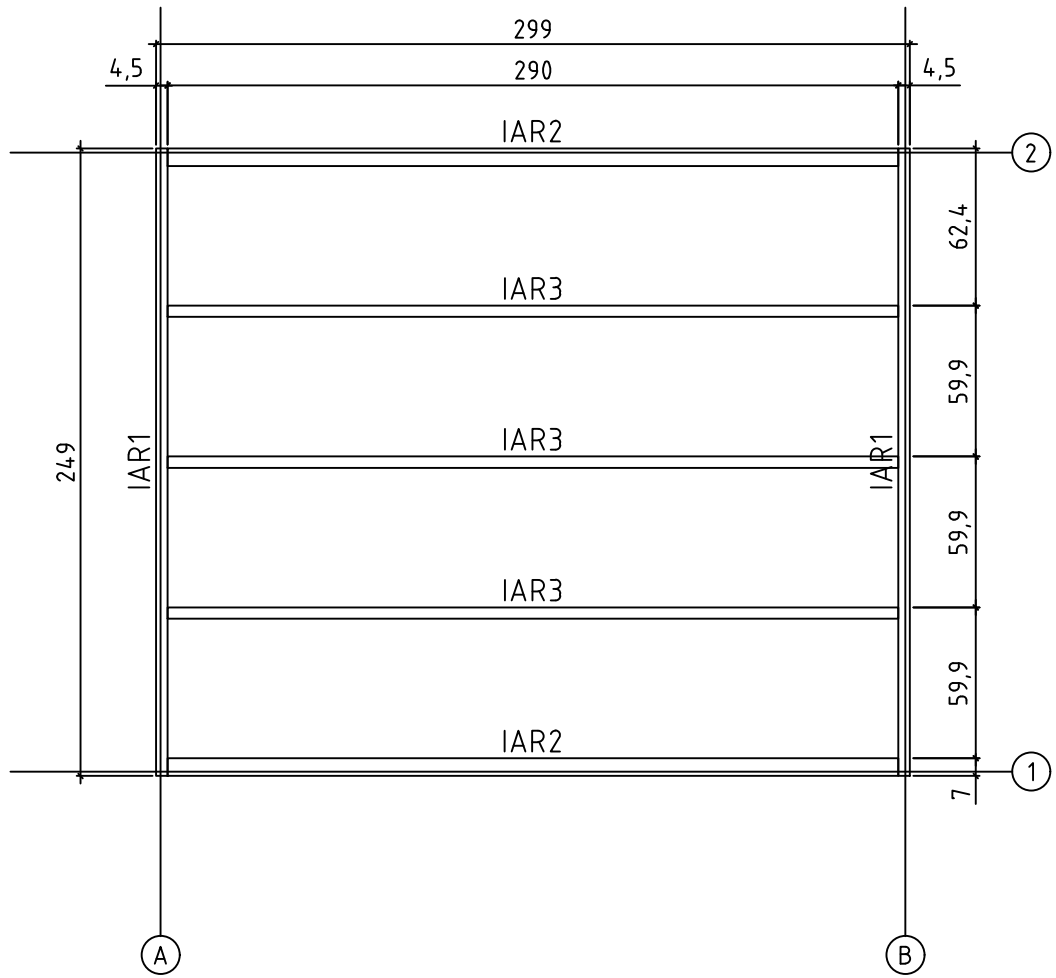


18.01.2017

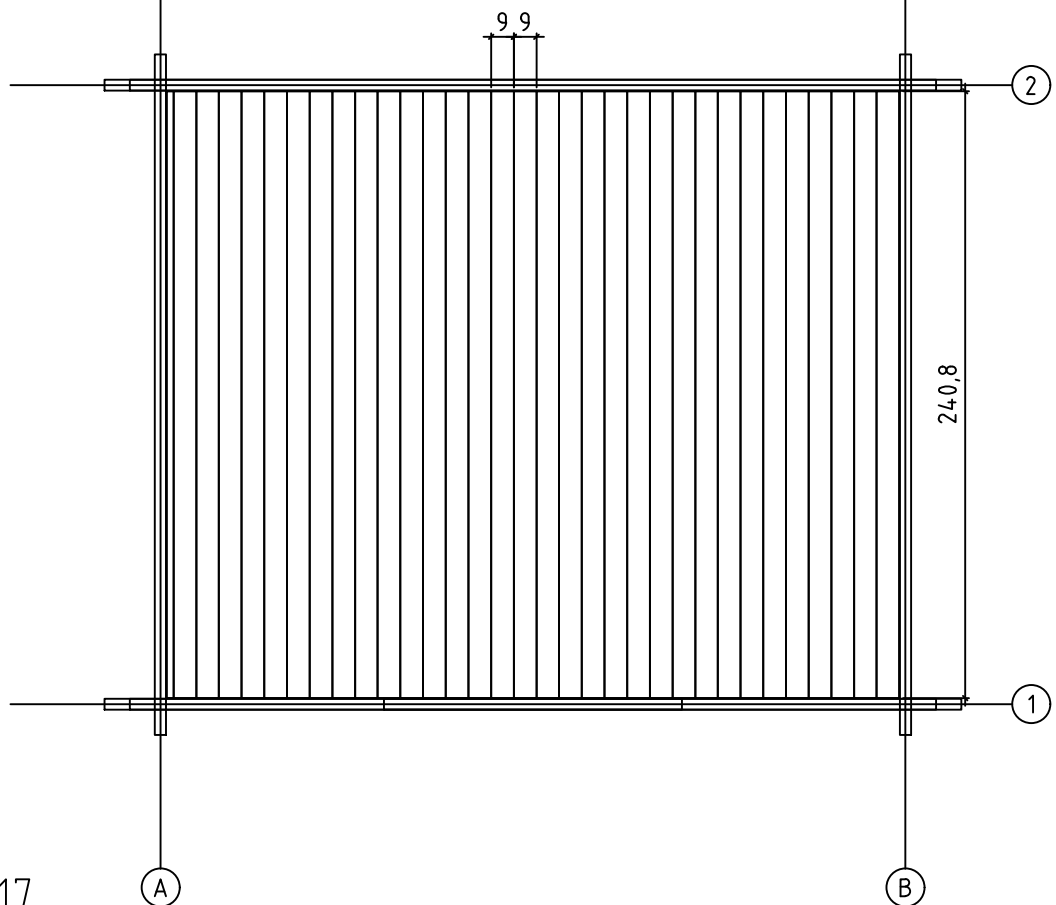
Art. Nr. 4421102  
GROUNDPLAN - GRUNDPLAN - PLAN DE MASSE



FOUNDATION - FUNDAMENT - FONDATION



GROUNDPLAN - GRUNDPLAN - PLAN DE MASSE





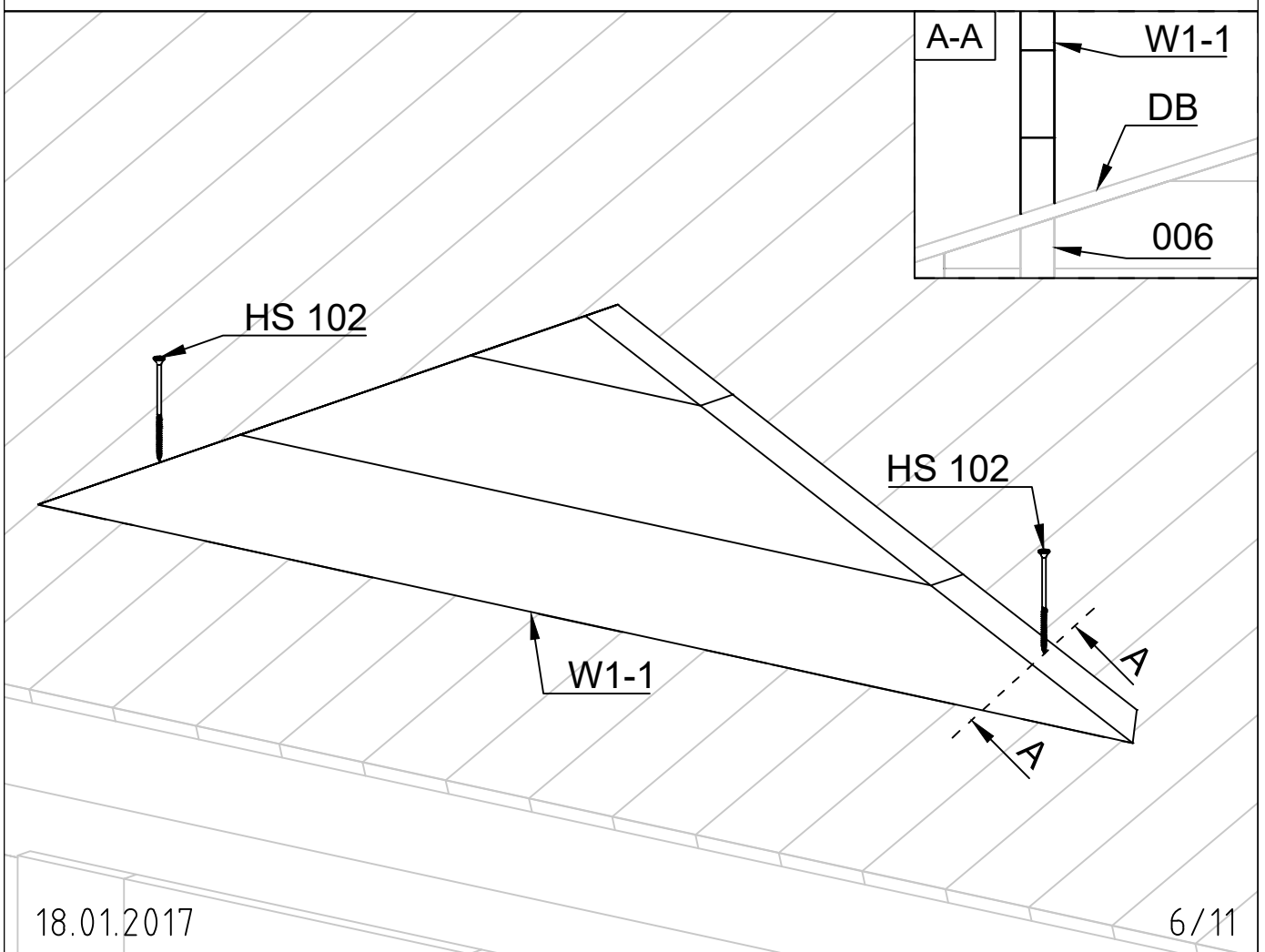
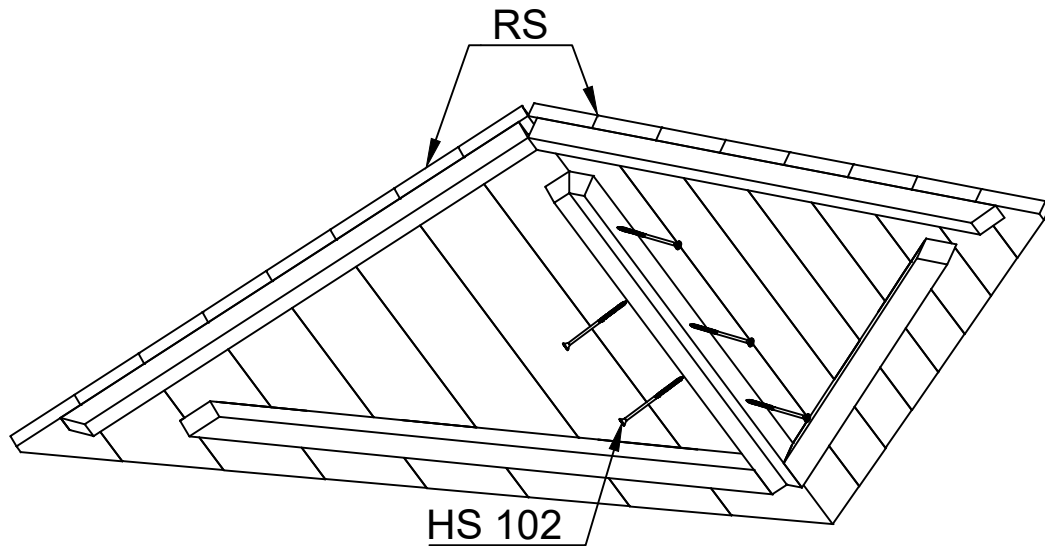


Art. Nr. 4421102

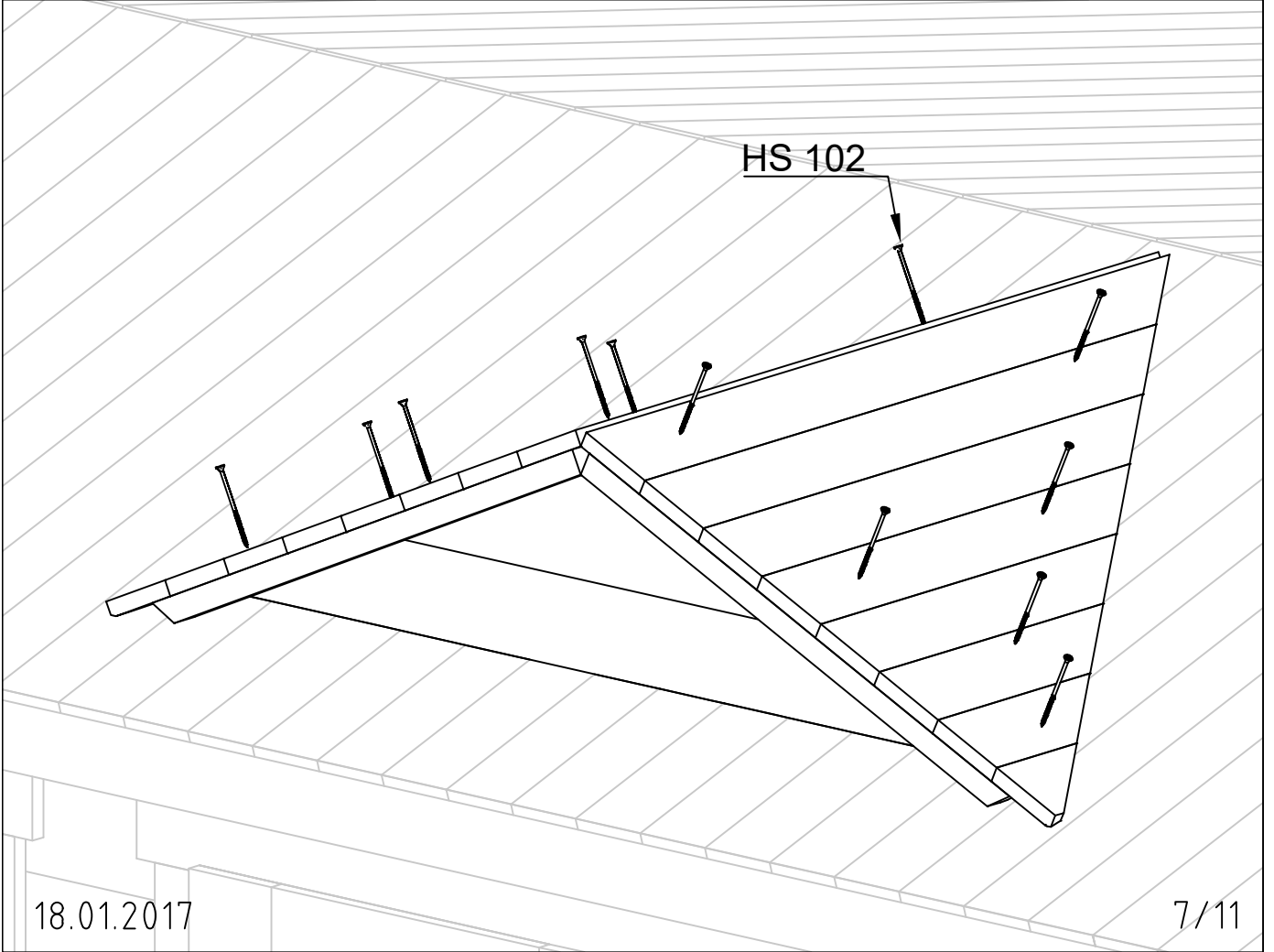
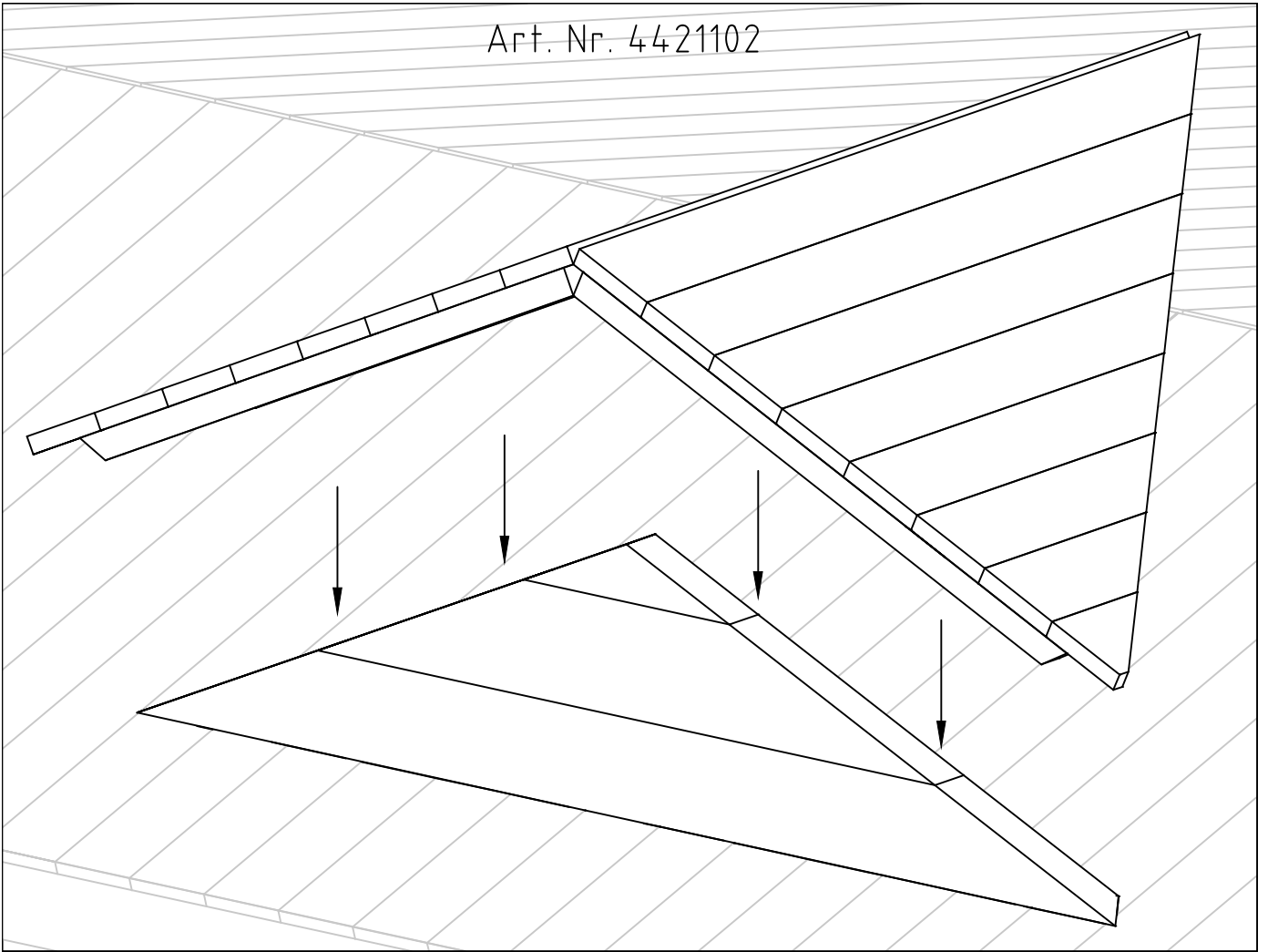
ROOFING FELT MUST BE APPLIED BEFORE APPLYING ROOF SHIELD ELEMENTS!

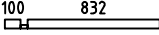
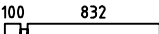


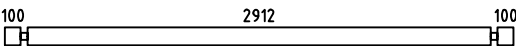
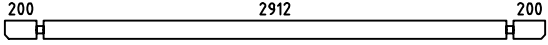
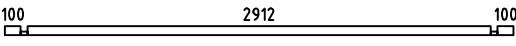
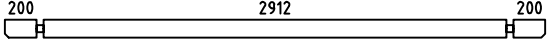
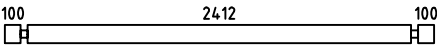
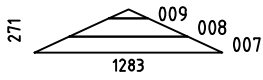
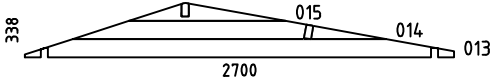



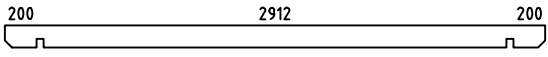




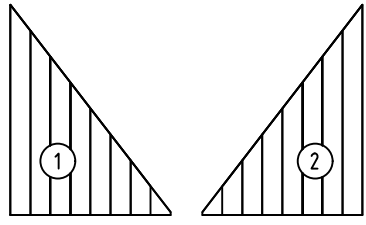


DACHPAPPE MUSS KOMPLETT AUF DEM DACH BEFESTIGT WERDEN BEVOR DAS ELEMENT - KLEINE DACHGAUBE AUFGESETZT WIRD. ANSSCHLIESSEND MUSS AUCH ÜBER DIE GAUBE EINE SCHICHT DACHPAPPE BEFESTIGT WERDEN.

LE FEUTRE BITUMEUX DOIT ETRE POSE AVANT LES PANNEAUX DE TOITURE

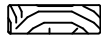
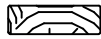
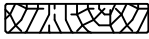



























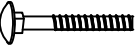



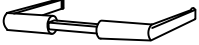

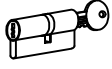


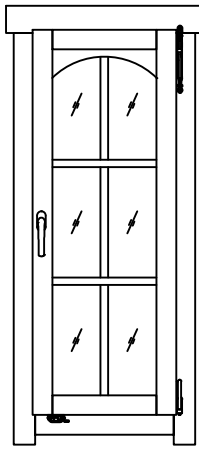
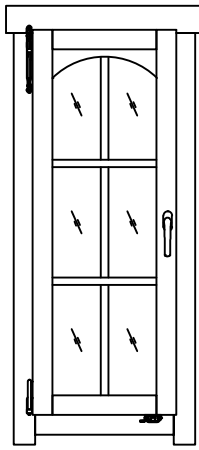
Art. Nr. 4421102



Pos	18.01.2017	Piece list - Stückliste - Liste des pièces Art. Nr. 4421102	8/11	Q	P (mm)	L (mm)
001				2	44x57	976
002				8	44x114	976
003				24	44x114	220
004				24	44x114	220
005				18	44x114	3200
006				1	44x114	3400
010				1	44x57	3200
011				1	44x114	3400
012				36	44x114	2700
W1-1				1		
WA-1 WB-1				1 1		
	FOUNDATION - FUNDAMENT - FONDATION					
IAR2				2	70x45	2900
	FOUNDATION - FUNDAMENT - FONDATION					
IAR3				3	45x45	2900
	FOUNDATION - FUNDAMENT - FONDATION					
IAR1				2	45x45	2490
	ROOF BEAM - DACHBALKEN - PANNE DE TOIT					
PR1				1	44x140	3400
	ROOF BEAM - DACHBALKEN - PANNE DE TOIT					
A-PR1				1	44x140	3400
	FLOOR BOARDS - FUSSBODENBRETTER - LAME DE PLANCHER					
				33	90x18	2408
	ROOF BOARDS - DACHBRETTER - VOLIGES					
DB				38	90x18	1800
	ROOF BOARDS - DACHBRETTER - VOLIGES					
DB				38	90x18	1200
	ROOF SHIELD - ELEMENT - PANNEAU DE TOITURE					
RS				2	720x945x46	
	FLOOR FILLET - FUSSBODENLEISTE - CORNIERE DE FINITION DU PLANCHER					
					18x18	10.63
	ROOFING FELT FILLET - DACHPAPPENLEISTE - BAGUETTE DE FIXATION DU FEUTRE BITUMEUX					
				2	18x58	740



Pos	18.01.2017	Piece list - Stückliste - Liste des pièces Art. Nr. 4421102	9/11	Q	P (mm)	L (mm)
		ROOFING FELT FILLET - DACHPAPPENLEISTE - BAGUETTE DE FIXATION DU FEUTRE BITUMEUX 		2	18x58	1250
		ROOFING FELT FILLET - DACHPAPPENLEISTE - BAGUETTE DE FIXATION DU FEUTRE BITUMEUX 		2	18x58	1850
TB-1		FASCIA BOARD - TRAUFBRETT - BANDEAU DE TOIT 		2	18x90	3400
DRV-1		ROOF EDGE REINFORCEMENT - DACHRANDVERSTÄRKUNG - CORNIERE DE RENFORT DE BORD DE TOIT 		2	28x34	3400
KFS-1		STORM PROTECTION - STURMLEISTE - LATTE ANTI-TEMPETE 		4	22x45	2050
		GABLE MOULDING - GIEBELLEISTE - PLANCHE DE RIVE 		2	18x120	1250
		GABLE MOULDING - GIEBELLEISTE - PLANCHE DE RIVE 		2	18x120	1850
		GABLE MOULDING - GIEBELLEISTE - PLANCHE DE RIVE 		2	18x90	740
FS2		WINDOW HANDLE FITTINGS - FENSTERGRIFF - POIGNEE DE FENETRE 		2	FG10.AL	
HS1		SCREW FOR WINDOW GEORGIAN BARS - SCHRAUBE FÜR FENSTER SPROSSEN - VIS DE BARRES GEORGIENNE DE FENETRE 		20	2.5x20	
HS1		SCREW FOR DOOR GEORGIAN BARS - SCHRAUBE FÜR TÜR SPROSSEN - VIS DE BARRES GEORGIENNE DE PORTE 		20	2.5x20	
HS8		SCREW FOR GABLE SEGMENT - SCHRAUBEN FÜR DECKBLATT - VIS POUR FIXATION LOSANGE DE FINITION 		6	3.5x35	
HS8		SCREW FOR GABLE MOULDING - SCHRAUBEN FÜR GIEBELLEISTE - VIS POUR FIXATION PLANCHE DE RIVE 		34	3.5x35	
HS4		SCREW FOR DOOR FILLET - SCHRAUBE ZUR BEFESTIGUNG TÜRLEISTE - VIS POUR FIXATION BAGUETTE D'ARRET DE PORTE 		5	3x30	
HS12		SCREW FOR FASCIA BOARDS - SCHRAUBEN FÜR TRAUFBRETT - VIS POUR FIXATION BANDEAU DE TOIT 		16	4x40	
HS12		SCREW FOR ROOF EDGE REINFORCEMENT - SCHRAUBEN FÜR DACHRANDVERSTÄRKUNG - VIS POUR FIXATION CORNIERE RENFORT DE BORD DE TOIT 		16	4x40	
HS102		SCREW FOR ROOF SHIELDS - SCHRAUBE FÜR ELEMENT - VIS POUR PANNEAU DE TOITURE 		19	4x60	
HS18		SCREW FOR ROOF BEAMS - SCHRAUBEN FÜR DACHBALKEN - VIS POUR FIXATION PANNES DE TOIT 		8	5x120	
HS16		SCREW FOR 1. WALL BEAM - SCHRAUBE FÜR 1. BOHLENREIHE - VIS DE FIXATIONS 1ere RANGÉE DE MADRIERS AVEC POUTRELLES DE FONDATIONS 		7	5x90	
HS16		SCREW FOR FOUNDATION - SCHRAUBEN ZUR BEFESTIGUNG FUNDAMENT - VIS DE FIXATIONS DES POUTRELLES DE FONDATIONS 		10	5x90	
HS16		SCREW FOR DOOR JAMB - SCHRAUBE FÜR TÜRRAHMEN - VIS DE FIXATION PARTIE HAUTE AVEC MONTANTS DU CADRE DE PORTE 		4	5x90	
HS25		SCREW FOR DOORSTEP - SCHRAUBEN FÜR SWELLE - VIS POUR FIXATION BARRE DE SEUIL 		3	4.5x65	
NF2		ZN NAIL FOR FLOOR FILLET - ZN NÄGEL FÜR FUSSBODENLEISTE - POINTE POUR CORNIERE DE FINITION DU PLANCHER 		21	1.4x40	
SH44		HAMMER BLOCK - SCHLAGHOLZ - CALLE DE FRAPPE 		1		
SFS		NUT FOR STORM PROTECTION - SCHRAUBENMUTTER FÜR STURMLEISTE - ECROU POUR LATTE ANTI-TEMPETE 		8	D8	

Pos	18.01.2017	Piece list - Stückliste - Liste des pièces Art. Nr. 4421102	10/11	Q	P (mm)	L (mm)
NF4		ZN NAIL FOR ROOF - ZN NÄGEL FÜR DACHBRETTER - POINTE POUR FIXATION VOLIGES DE TOIT		201	2x50	
NF4		ZN NAIL FOR FLOOR - ZN NÄGEL FÜR FUSSBODENBRETTER - CLOUS POUR PLANCHER		170	2x50	
NF5		ZN NAIL FOR ROOFING FELT FILLET - ZN NÄGEL FÜR DACHPAPPENLEISTE - POINTE POUR BAGUETTE DE FIXATION FEUTRE BITUMEUX		24	2x40	
BFS		BOLT FOR STORM PROTECTION - BOLZEN FÜR STURMLEISTE - BOULON POUR LATTE ANTI-TEMPETE		8	8x80	
		MALE BOLT HINGE FOR DOOR - TÜRRIEGEL - PARTIE MALE DE PAUMELLE DE PORTE		6	14/80	
GS		GABLE SEGMENT - DECKBLATT - LOSANGE DE FINITION		3		
DFS		WASHER FOR STORM PROTECTION - DICHTSCHEIBE FÜR STURMLEISTE - RONDELLE POUR LATTE ANTI-TEMPETE		8	D8	
TL4		DOOR HANDLE FITTINGS - TÜRGRIF - POIGNEE DE PORTE		1		
TL5		SET OF DOOR LOCK COVERS - SCHLOSSBLENDEN - SET DE GARNITURES DE PORTE		1		
		CYLINDER LOCK - ZYLINDERSCHLOSS - BARILLET DE PORTE		1	30/35	
		STRIKER FOR BARREL BOLT - HÜLSE FÜR GRENDELRIEGEL - GACHE AU SOL DU TARGETTE		2		
HC		COVERS FOR DOOR HINGES - SCHUTZKAPPE FÜR TÜRBAND - COUVERTURE DE PAUMELLE DE PORTE		12		
		WINDOW - FENSTER - FENETRE 533x1336 AK.1.106.PSP.Kg DGP+A+		1		
		WINDOW - FENSTER - FENETRE 533x1336 AK.1.106.PSV.Kg DGP+A+		1		

