

Technische Daten

Saunahaus Mikko 70 de luxe Vollglastür

Wandaußenmaß: 413 x 210 cm
Bohlenstärke: 70 mm



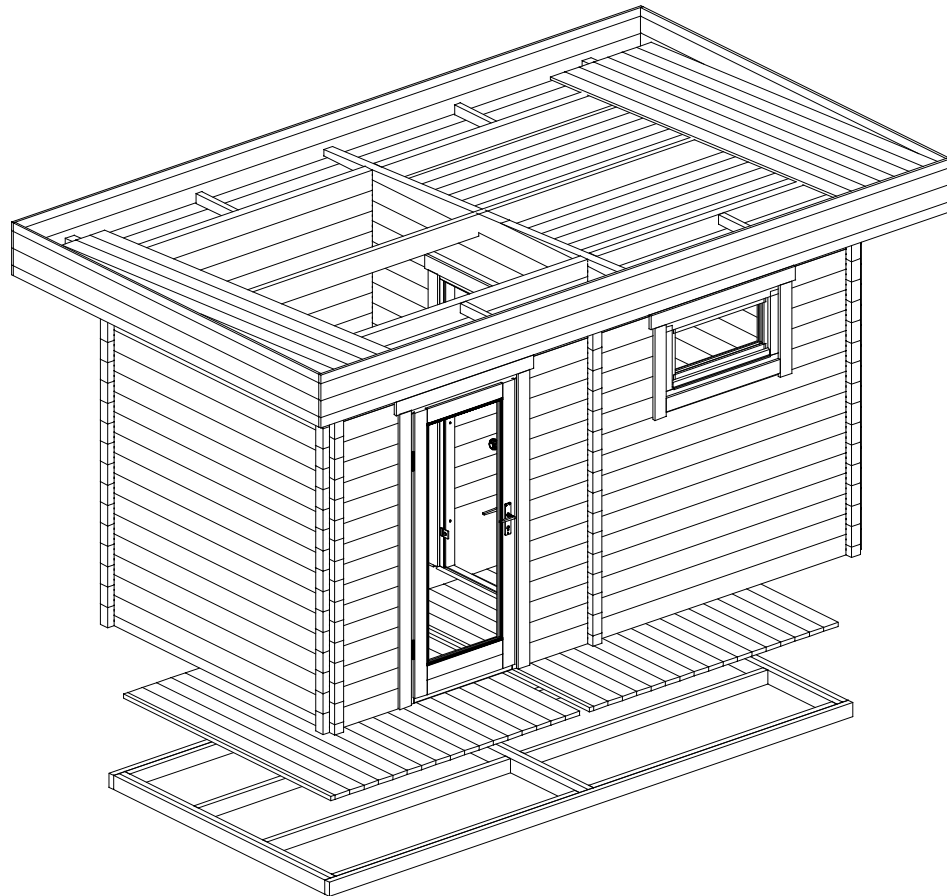
spiegelbildlich aufbaubar



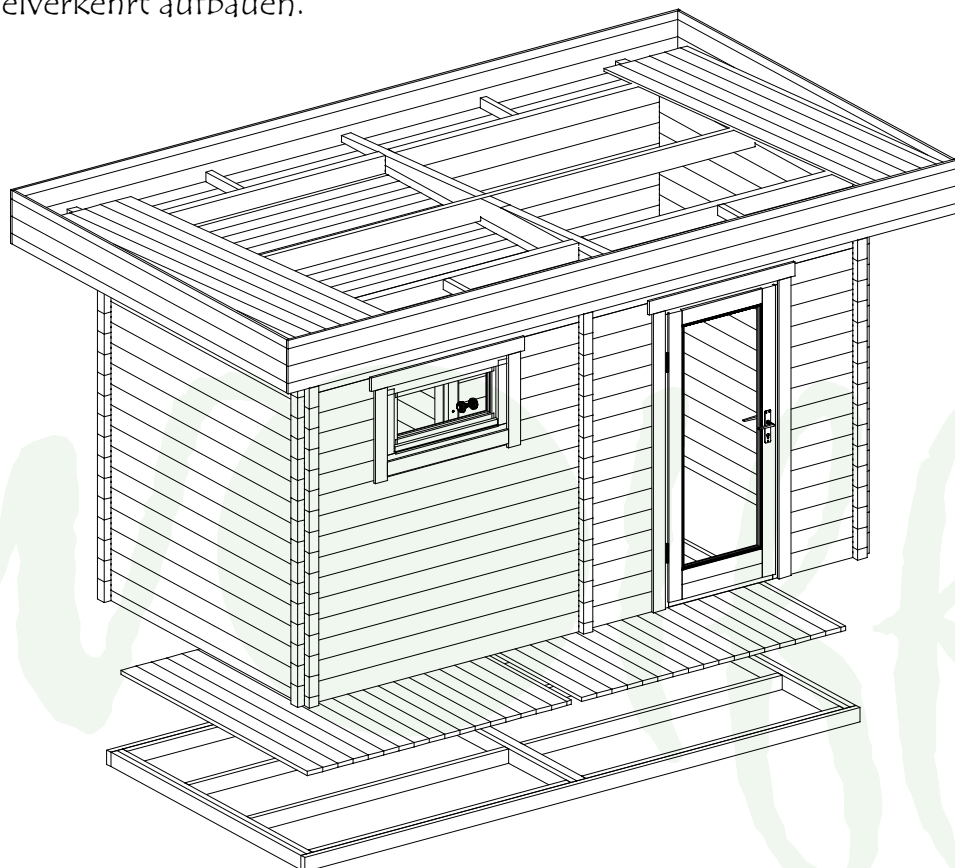
Kontrolliert durch:

Achtung: Alle angegebenen Maße sind ca.-Maße!

3D-Darstellung Saunahaus Mikko 70 de luxe Vollglastür

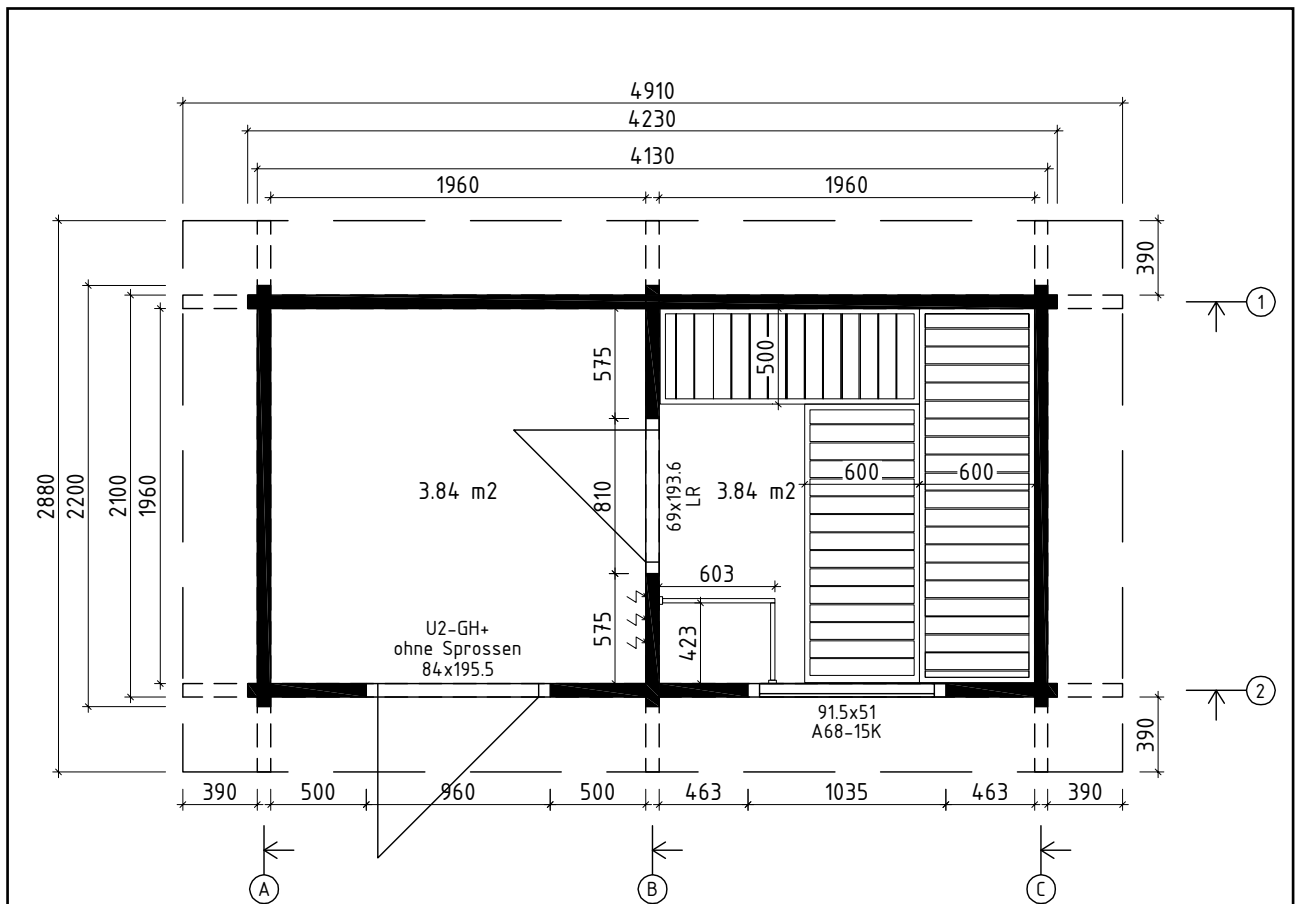


Das Saunahaus Mikko lässt sich auch spiegelverkehrt aufbauen.

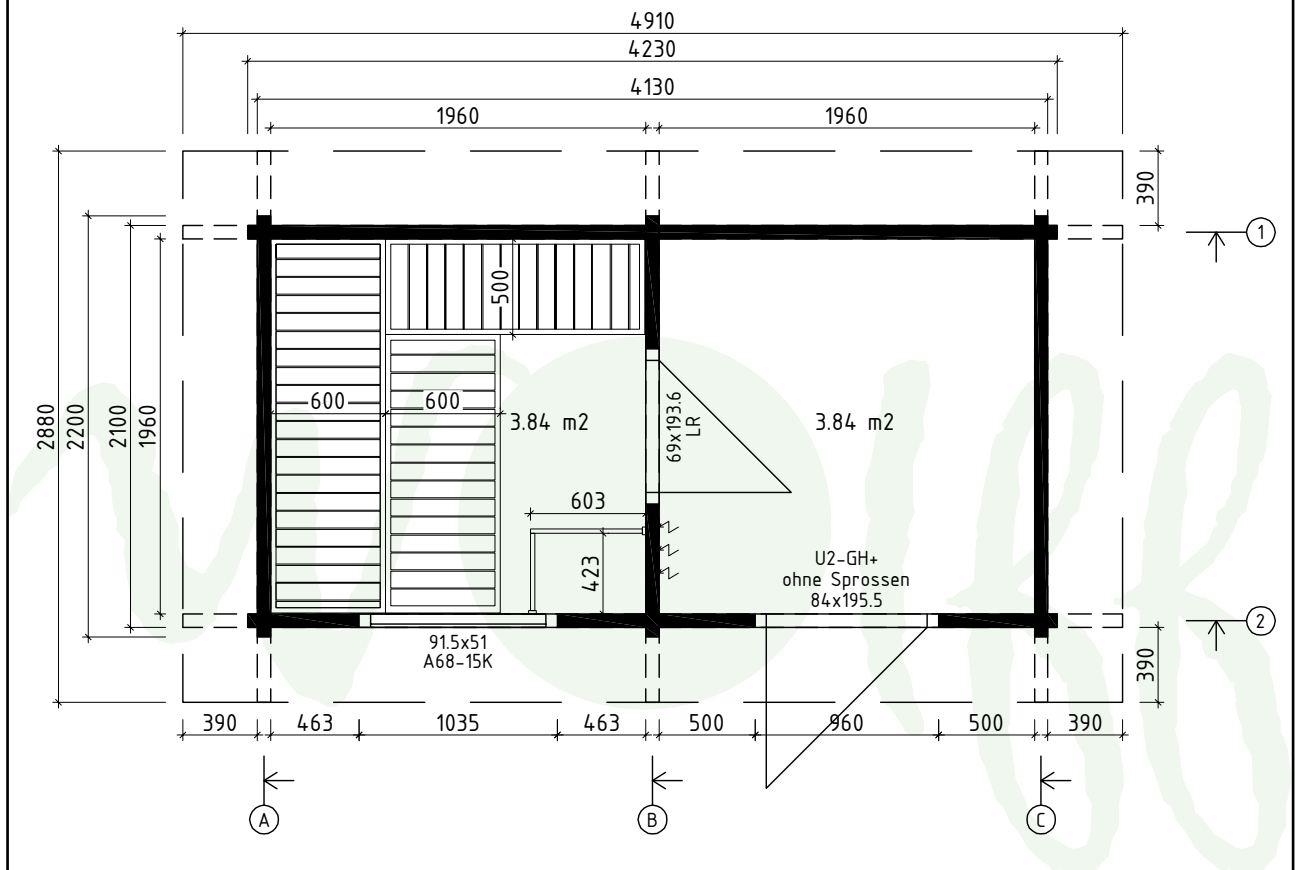


Grundrisse

Saunahaus Mikko 70 de luxe Vollglastür

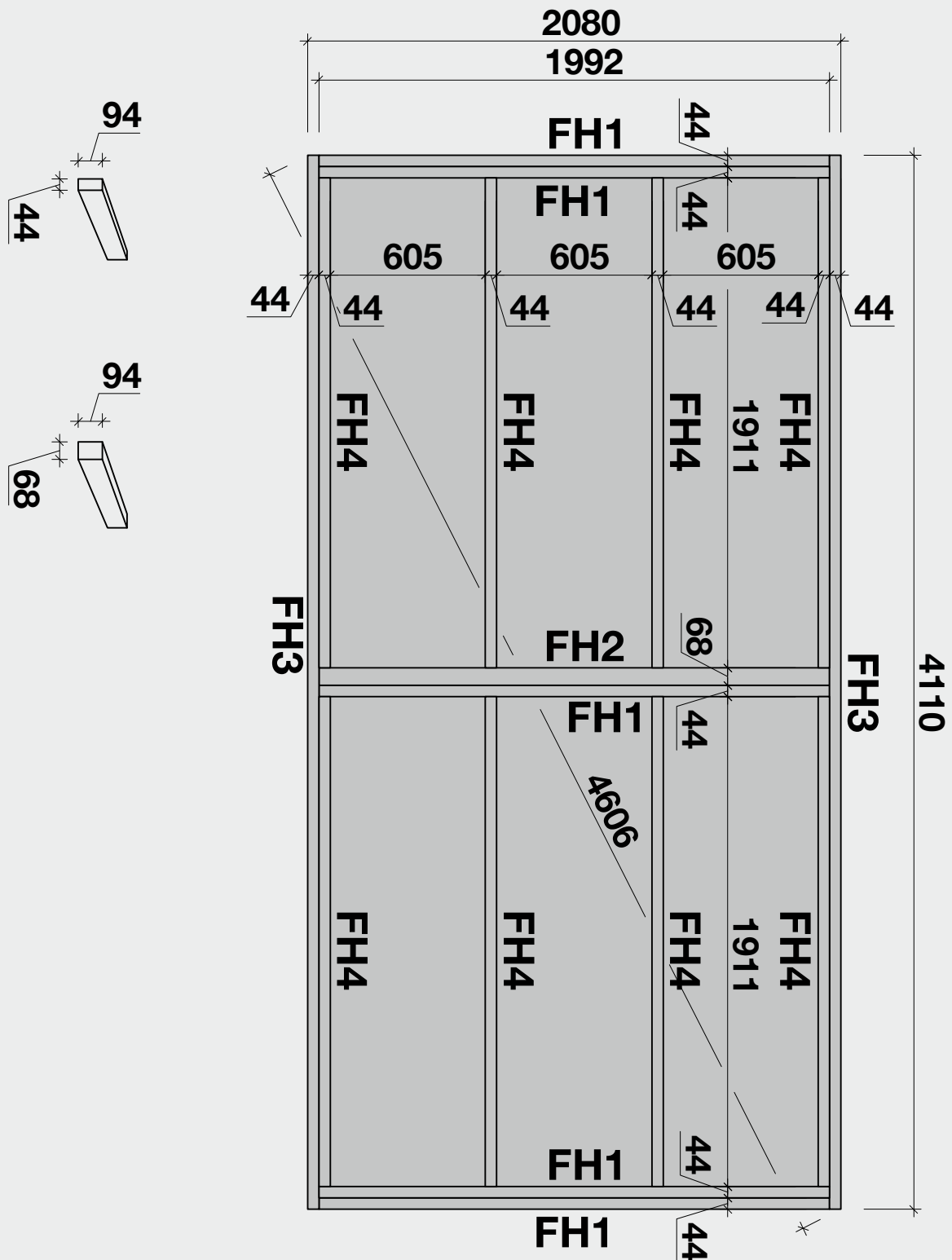


Das Saunahaus Mikko lässt sich auch spiegelverkehrt aufbauen.




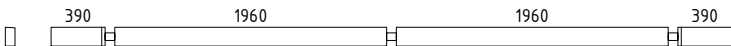






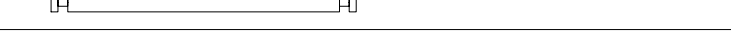
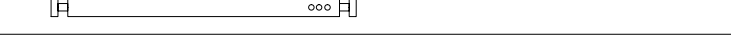
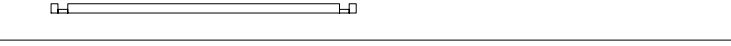














Lagerholzplan und Fundamentplan Saunahaus Mikko 70 de luxe Vollglastür

Wir empfehlen als Fundament für Ihr Gartenhaus eine vollflächig, festgegründete, gepflasterte oder betonierte Fläche.
Wahlweise ist auch ein Punkt- oder Streifenfundament möglich.










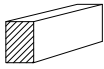






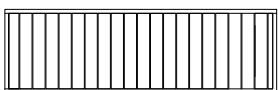




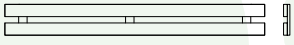
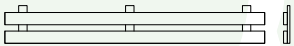



Teileliste 1

Saunahaus Mikko 70 de luxe Vollglastür

| Pos | | Stck | Profil (mm) | Länge (mm) |
|-----|------------------------------------------------------------------------------------------------------------------------------|------|-------------|------------|
| 001 |  | 1 | 70x113 | 4910 |
| 002 |  | 1 | 70x135 | 4910 |
| 003 |  | 20 | 70x135 | 4230 |
| 004 |  | 3 | 70x135 | 2880 |
| 005 |  | 9 | 70x135 | 2650 |
| 006 |  | 1 | 70x135 | 2650 |
| 007 |  | 1 | 70x135 | 2650 |
| 008 |  | 34 | 70x135 | 2200 |
| 009 |  | 2 | 70x135 | 2200 |
| 010 |  | 2 | 70x68 | 2200 |
| 011 |  | 1 | 70x135 | 2200 |
| 012 |  | 3 | 70x68 | 1210 |
| 013 |  | 4 | 70x135 | 1033 |
| 014 |  | 1 | 70x68 | 695 |
| 015 |  | 13 | 70x135 | 695 |
| 016 |  | 15 | 70x135 | 695 |
| 017 |  | 1 | 70x68 | 695 |
| 018 |  | 15 | 70x135 | 620 |
| 019 |  | 4 | 70x135 | 583 |
| FH2 | FUNDAMENTHÖLZER (imprägniert)  | 1 | 68x94 | 1992 |
| FH3 | FUNDAMENTHÖLZER (imprägniert)  | 2 | 44x94 | 4110 |
| FH1 | FUNDAMENTHÖLZER (imprägniert)  | 5 | 44x94 | 1992 |
| FH4 | FUNDAMENTHÖLZER (imprägniert)  | 8 | 44x94 | 1911 |
| HS1 | HOLZSCHWELLE (unter der Saunatür)  | ✓ 1 | 75x28 | 750 |
| DB1 | DACHBALKEN  | 1 | 44x145 | 4910 |




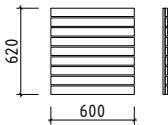







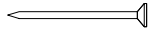
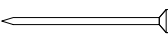



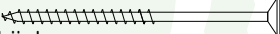
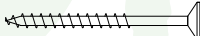
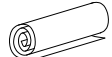
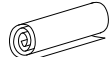
Teileliste 2

Saunahaus Mikko 70 de luxe Vollglastür

| Pos | | Stck | Profil (mm) | Länge (mm) |
|-------|------------------------------------------------------------------------------------------------------------------------------------------------------------------------------------------|--------------|-----------------|------------|
| | DACHBRETTER  oder  | 44+1 56+1 | 113x18 88x18 | 2785 |
| | FUSSBODENBRETTER  | 36+1 | 113x28 | 1955 |
| | ABDECKLEISTEN  ✓ | | 15x28 | 16,0 lfm |
| | FUSSBODENLEISTE  ✓ | | 14x55 | 16,0 lfm |
| BL-1 | DACHBLENDEN 350mm  | 2 | 18x350 | 2884 |
| BL-2 | DACHBLENDEN 350mm  | 2 | 18x350 | 4946 |
| BS-1 | DACHBLENDEN- Blendenstützen 44x65  | 4 | 44x65 | 390 |
| UPB-1 | DACHBLENDEN- U-Profil für Blenden  40 ✓ | | 65x44 | 16,0 lfm |
| DPL-1 | DACHPAPPENLEISTE 15x28  ✓ | | 15x28 | 11,0 lfm |
| T4-1 | TRAUFENLEISTE 40x18  ✓ | | 40x18 | 10,0 lfm |
| TL3-1 | T-LEISTE 70  | 2 | 70x45 | 490 |
| TL3-2 | T-LEISTE 70  | 2 | 70x45 | 1908 |
| TL3-3 | T-LEISTE 70  | 2 | 70x45 | 1975 |
| | SAUNABANK /Espe/ 60 cm/50 cm  | 2 | ca 600x90 | 1955 |
| | | 1 | ca 500x90 | 1355 |
| | TRÄGELEISTE FÜR SAUNABÄNKE  | 3 | ca 30x40 | 600 |
| | TRÄGELEISTE FÜR SAUNABÄNKE  | 2 | ca 30x40 | 1200 |
| | STÜTZPFOSTEN FÜR SAUNABÄNKE  ✓ | 1 | 44x68 | 500 |
| | STÜTZPFOSTEN FÜR SAUNABÄNKE  ✓ | 2 | 44x68 | 1000 |
| | RÜCKLEHNE /Espe/  | 2 | ca 250x39 | 1860 |
| | BÄNKE ZWISCHENSTÜCK /Espe/  | 1 | ca 300x39 | 1955 |
| | DECKENISOLATION   | 2 Elemente | ca 1950x975 | |
| | TRÄGELEISTE FÜR DECKENISOLATION  ✓ | 4 | 35x35 | 2000 |

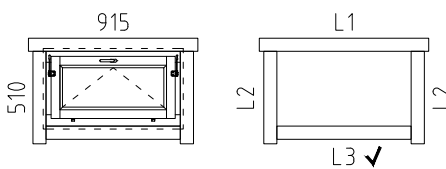
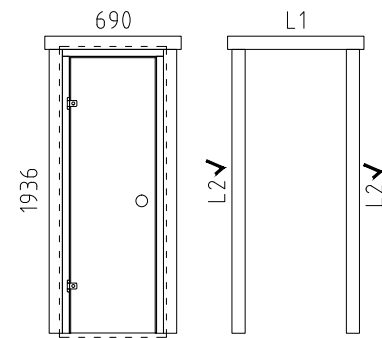
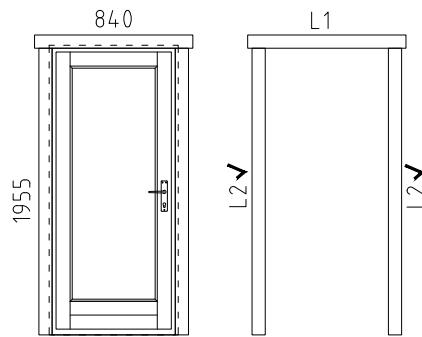
Teileliste 3

Saunahaus Mikko 70 de luxe Vollglastür

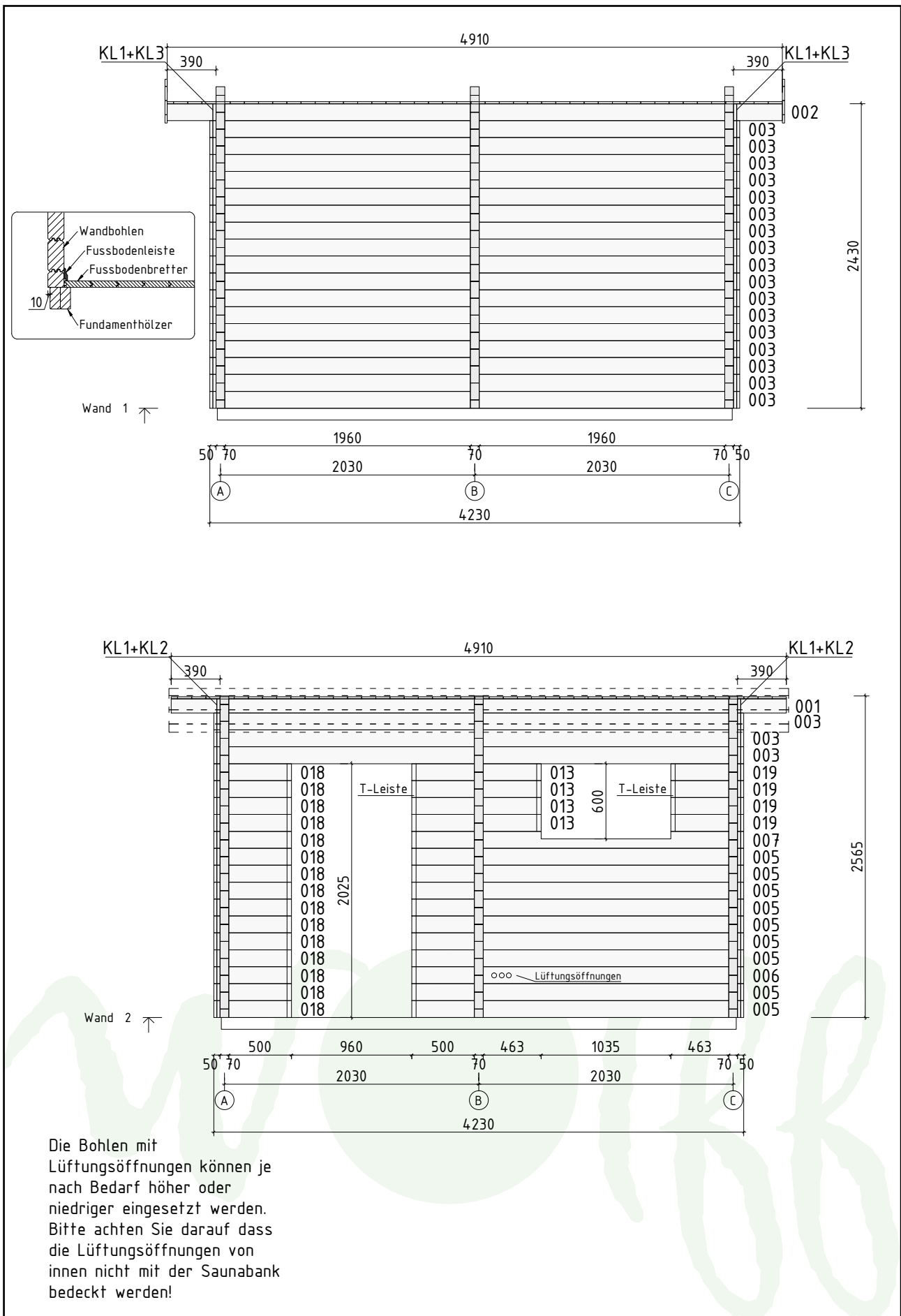
| Pos | | Stck | Profil (mm) | Länge (mm) |
|------|-----------------------------------------------------------------------------------------------------------------------------------------------------------------------------------------------------------------------|------------|-------------------------|------------|
| | KOPFSTÜTZE /Espe/  | 2 | ca 444x300 | |
| | HEIZUNG UMBAU  | | 2 Elemente | |
| | LUFTSCHIEBER  | 3 | | |
| | BODENROST /Fichte/  | 1 | 600x620 | |
| SH | Schlaghölzer  | 3 | | |
| KL1 | Gewindestange M8  | 4 | M8 | 2000 |
| KL2 | Gewindestange M8  | 2 | M8 | 573 |
| KL3 | Gewindestange M8  | 2 | M8 | 460 |
| | Mutter M8 U-Scheibe Ø25  | 8 | M8 | |
| | Befestigungsmutter M8  | 4 | M8 | |
| | Schlossschraube 70mm für Verbinden der Saunabänke 600+500mm in der Ecke | 2 | M8 | |
| NG3 | DACHPAPPNÄGEL 2.0x18  | 300 | | |
| NG1 | NÄGEL 2.5x50 Dachbretter  | 264 340 | 113x18 oder 88x18 | |
| NG2 | NÄGEL 2.5x60 Fussbodenbretter  | 288 | | |
| SR01 | SCHRAUBEN 3.0x30 Abdeckleisten, Fussbodenleisten Dachpappenleisten, Traufenleisten 40x18 Bänke Zwischenstück, Luftschieber  | 124 | | |
| SR03 | SCHRAUBEN 3.5x45 U-Profil, Heizung Umbau Fenster- und Türleisten  | 104 | | |
| SR05 | SCHRAUBEN 4.0x60 Trägleiste für Saunabänke Trägleiste für Deckenisolation, Rücklehne  | 62 | | |
| SR11 | SCHRAUBEN 5.0x100 Fundamenthölzer Stützpfeiler für Saunabänke  | 70 | | |
| SR10 | SCHRAUBEN 5.0x70 Blendenbefestigung  | 50 | | |
| | Dichtungsband für Deckenisolationselemente  | ✓ | | ca 8,0 lfm |
| | DACHPAPPE  | ✓ | 5,6m-4st. | 23,0 lfm |

Teileliste 4

Saunahaushaus Mikko 70 de luxe Vollglastür

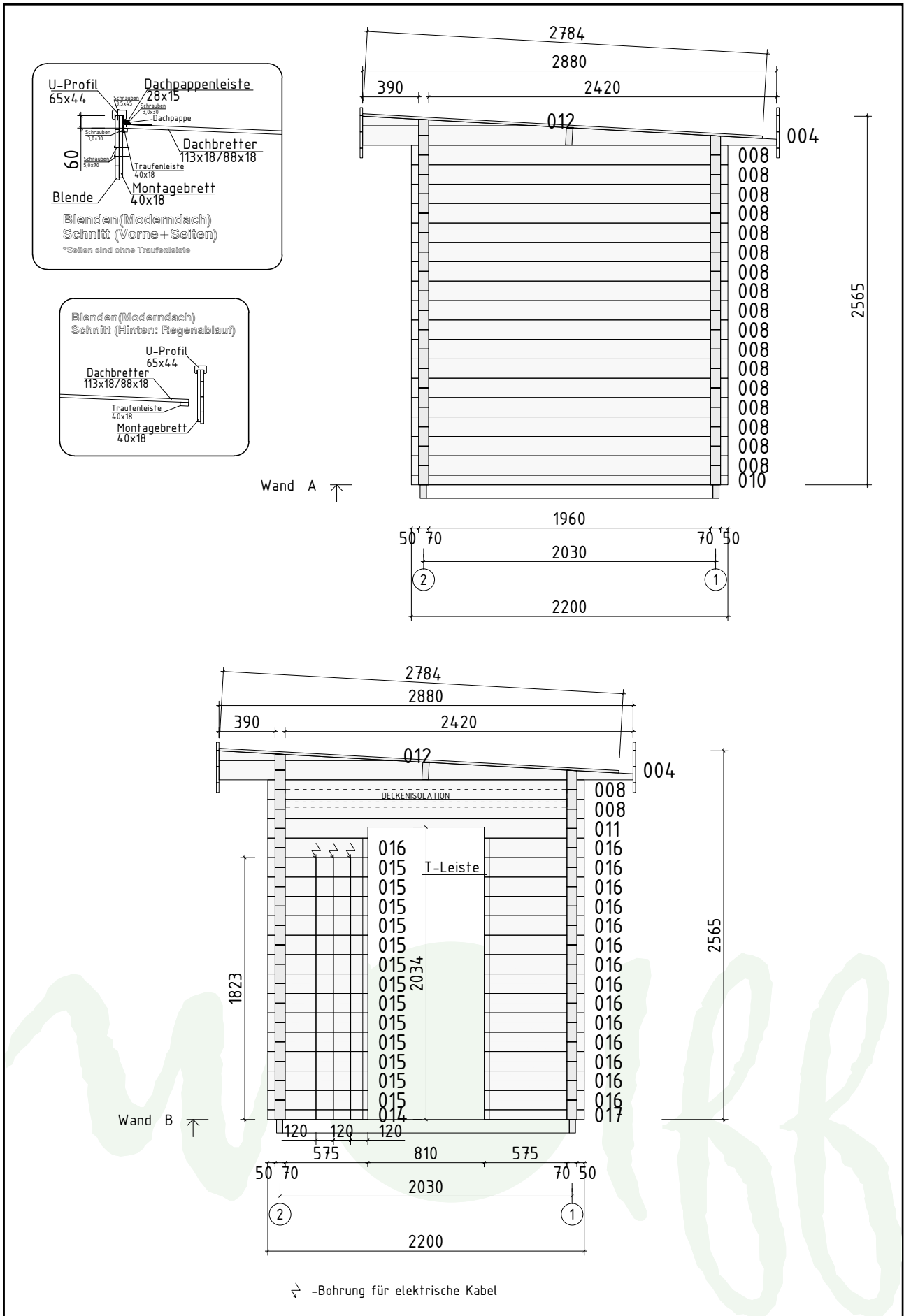
| Pos | | Stck | Profil (mm) | Länge (mm) | | | | | | | | | | | | |
|-------------------------------------------------------------------------------------------------------------------------------------------------------------|-------------------------------------------------------------------------------------------------------------------------------------------------------------------------------------------------------------------------------------------------------------------------------------------------------------------------------------------------------------------------------------------------------------------------------|----------|-------------|------------|----|----|-------|----------|------|----|-------|---------|------|---|--|--|
| | FENSTER 915x510  <p style="margin-left: 150px;">A68-15K</p> <table style="margin-left: 150px; border: none;"> <tr> <td>L1</td> <td>18x90</td> <td>L=1155mm</td> <td>2x</td> </tr> <tr> <td>L2</td> <td>18x90</td> <td>L=630mm</td> <td>4x</td> </tr> <tr> <td>L3</td> <td>18x90</td> <td>L=915mm</td> <td>2x ✓</td> </tr> </table> | L1 | 18x90 | L=1155mm | 2x | L2 | 18x90 | L=630mm | 4x | L3 | 18x90 | L=915mm | 2x ✓ | 1 | | |
| L1 | 18x90 | L=1155mm | 2x | | | | | | | | | | | | | |
| L2 | 18x90 | L=630mm | 4x | | | | | | | | | | | | | |
| L3 | 18x90 | L=915mm | 2x ✓ | | | | | | | | | | | | | |
| | TÜR 690x1936  <p style="margin-left: 150px;">LR</p> <table style="margin-left: 150px; border: none;"> <tr> <td>L1</td> <td>18x90</td> <td>L=930mm</td> <td>2x</td> </tr> <tr> <td>L2</td> <td>18x90</td> <td>L=1936mm</td> <td>4x ✓</td> </tr> </table> <p style="margin-left: 150px;">DIN links</p> | L1 | 18x90 | L=930mm | 2x | L2 | 18x90 | L=1936mm | 4x ✓ | 1 | | | | | | |
| L1 | 18x90 | L=930mm | 2x | | | | | | | | | | | | | |
| L2 | 18x90 | L=1936mm | 4x ✓ | | | | | | | | | | | | | |
| | TÜR 840x1955  <p style="margin-left: 150px;">U2-GH+</p> <table style="margin-left: 150px; border: none;"> <tr> <td>L1</td> <td>18x90</td> <td>L=1080mm</td> <td>2x</td> </tr> <tr> <td>L2</td> <td>18x90</td> <td>L=1955mm</td> <td>4x ✓</td> </tr> </table> <p style="margin-left: 150px;">DIN links</p> | L1 | 18x90 | L=1080mm | 2x | L2 | 18x90 | L=1955mm | 4x ✓ | 1 | | | | | | |
| L1 | 18x90 | L=1080mm | 2x | | | | | | | | | | | | | |
| L2 | 18x90 | L=1955mm | 4x ✓ | | | | | | | | | | | | | |
| | | | | | | | | | | | | | | | | |
| | | | | | | | | | | | | | | | | |
| | | | | | | | | | | | | | | | | |
| | | | | | | | | | | | | | | | | |
| | | | | | | | | | | | | | | | | |
| Achtung Hinweis: wir empfehlen die Stromverkabelung für den Elektro-Saunaofen <u>vor</u> Verlegung von den Fußbodenbrettern durchzuführen. | | | | | | | | | | | | | | | | |
| | | | | | | | | | | | | | | | | |
| | ✓ - Bitte selber anpassen (falls nötig)! / Cut into length on site (if needed)! | | | | | | | | | | | | | | | |

Wandplan 1 und 2 Saunahaus Mikko 70 de luxe Vollglastür



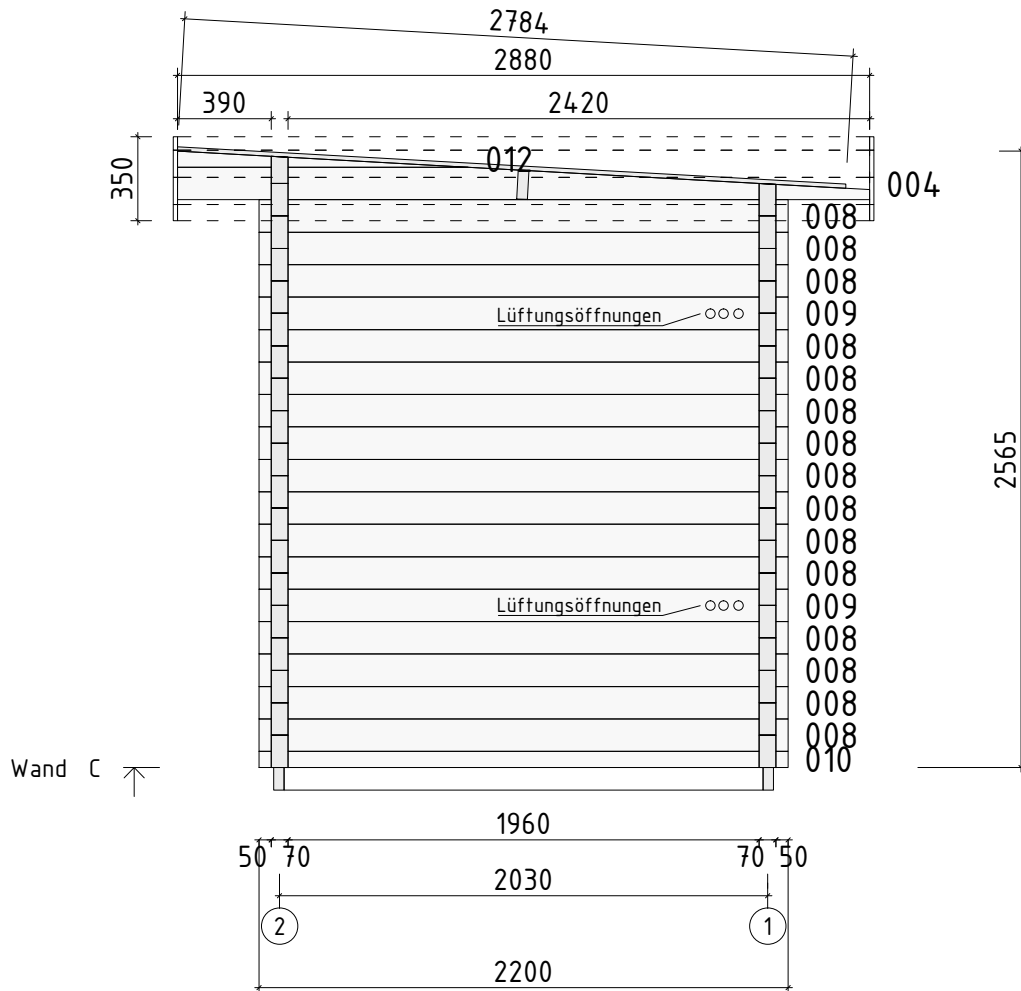
Wandplan A und B

Saunahaus Mikko 70 de luxe Vollglastür



Wandplan C

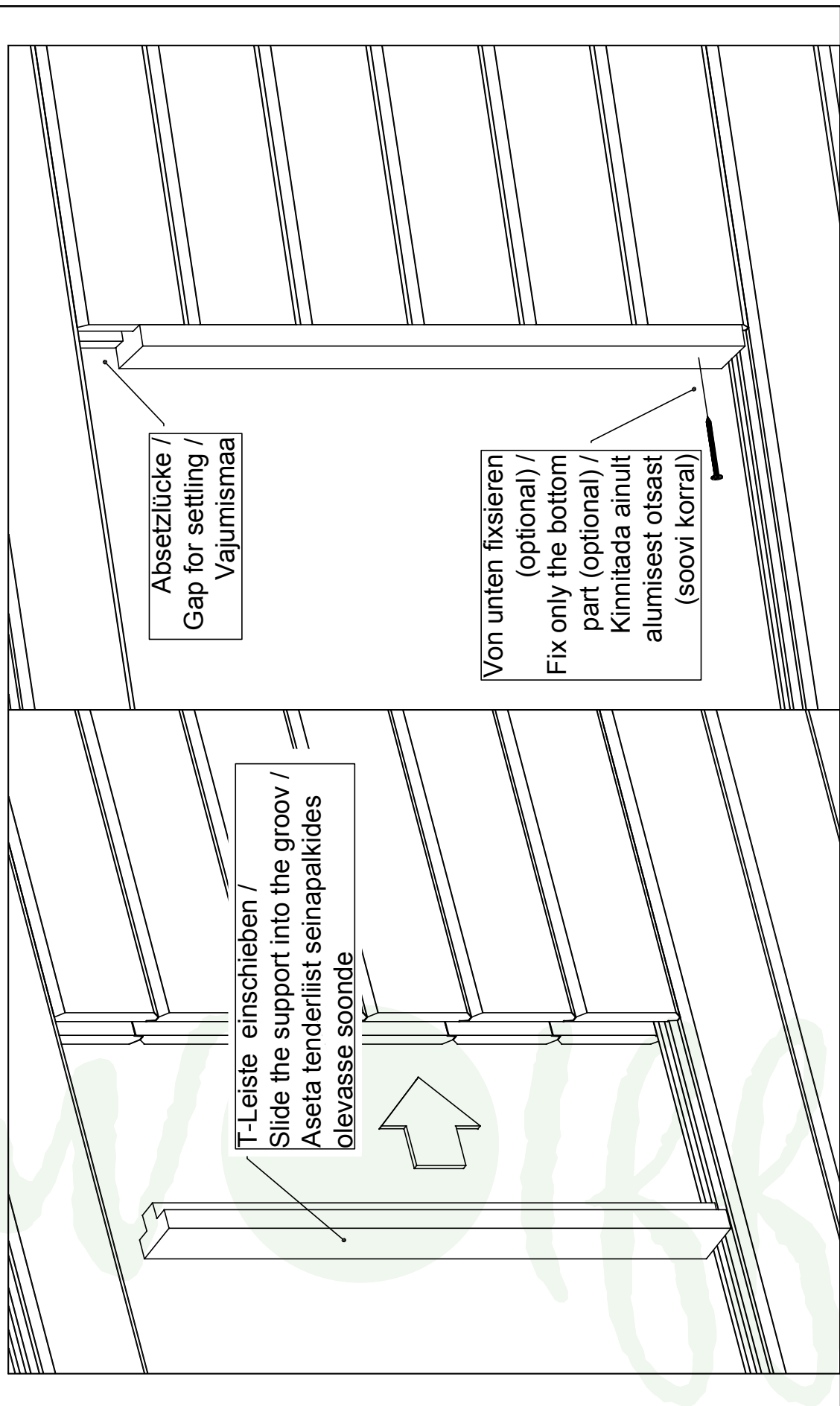
Saunahaus Mikko 70 de luxe Vollglastür



Detail / optional

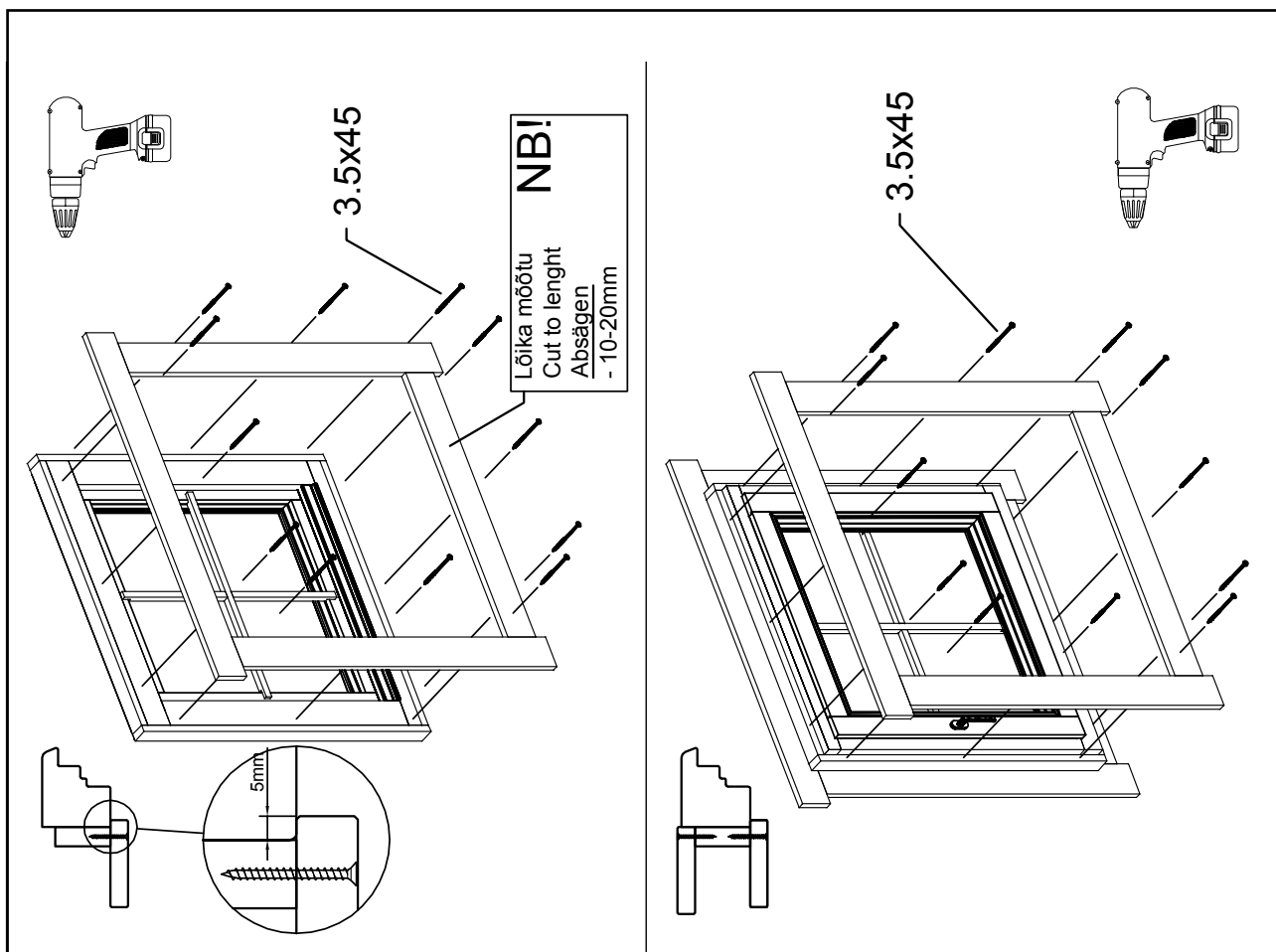
Saunahaus Mikko 70 de luxe Vollglastür

Montageanleitung für T-Leisten / Installing the door and window supports / Tenderliistu paigaldusjuhend.

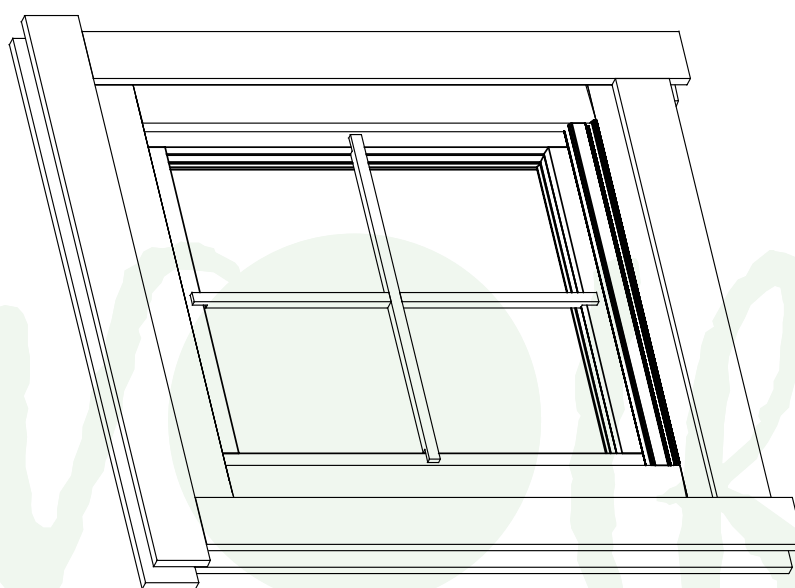


Detail / optional

Saunahaus Mikko 70 de luxe Vollglastür

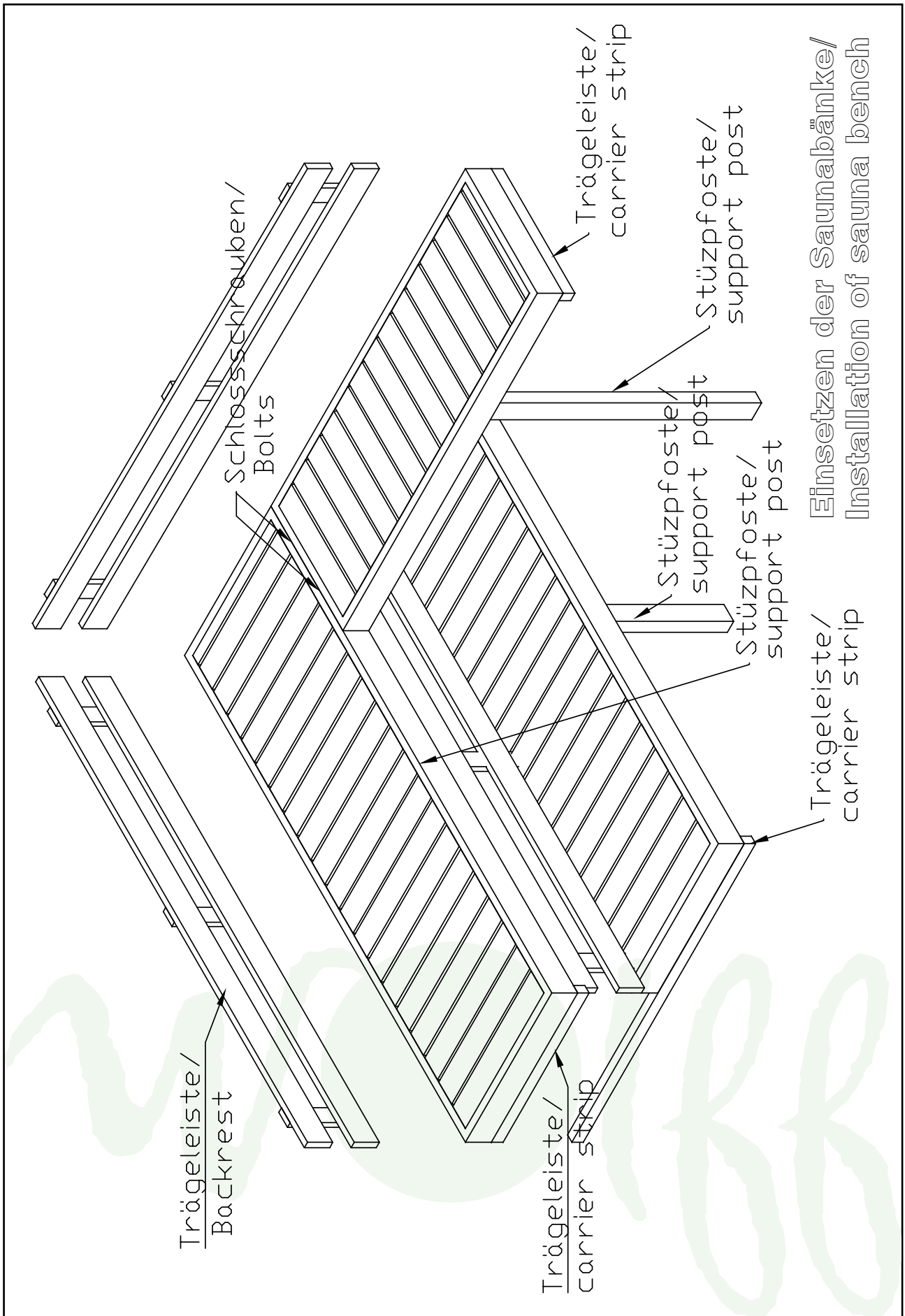


Akna tüüp / Fenster typ / Window type - A68
(GH+ / SH)



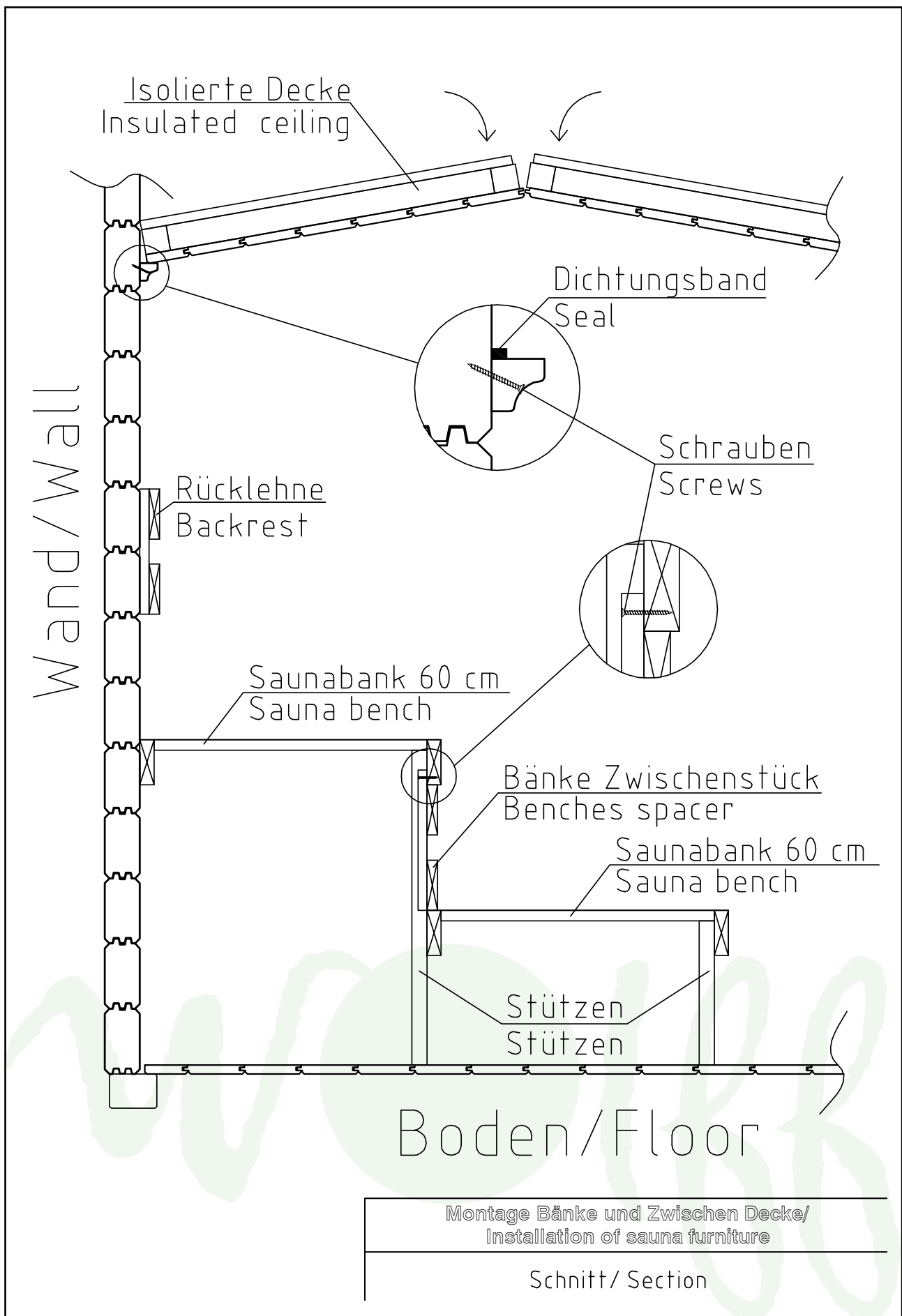
Detail / optional

Saunahaus Mikko 70 de luxe Vollglastür



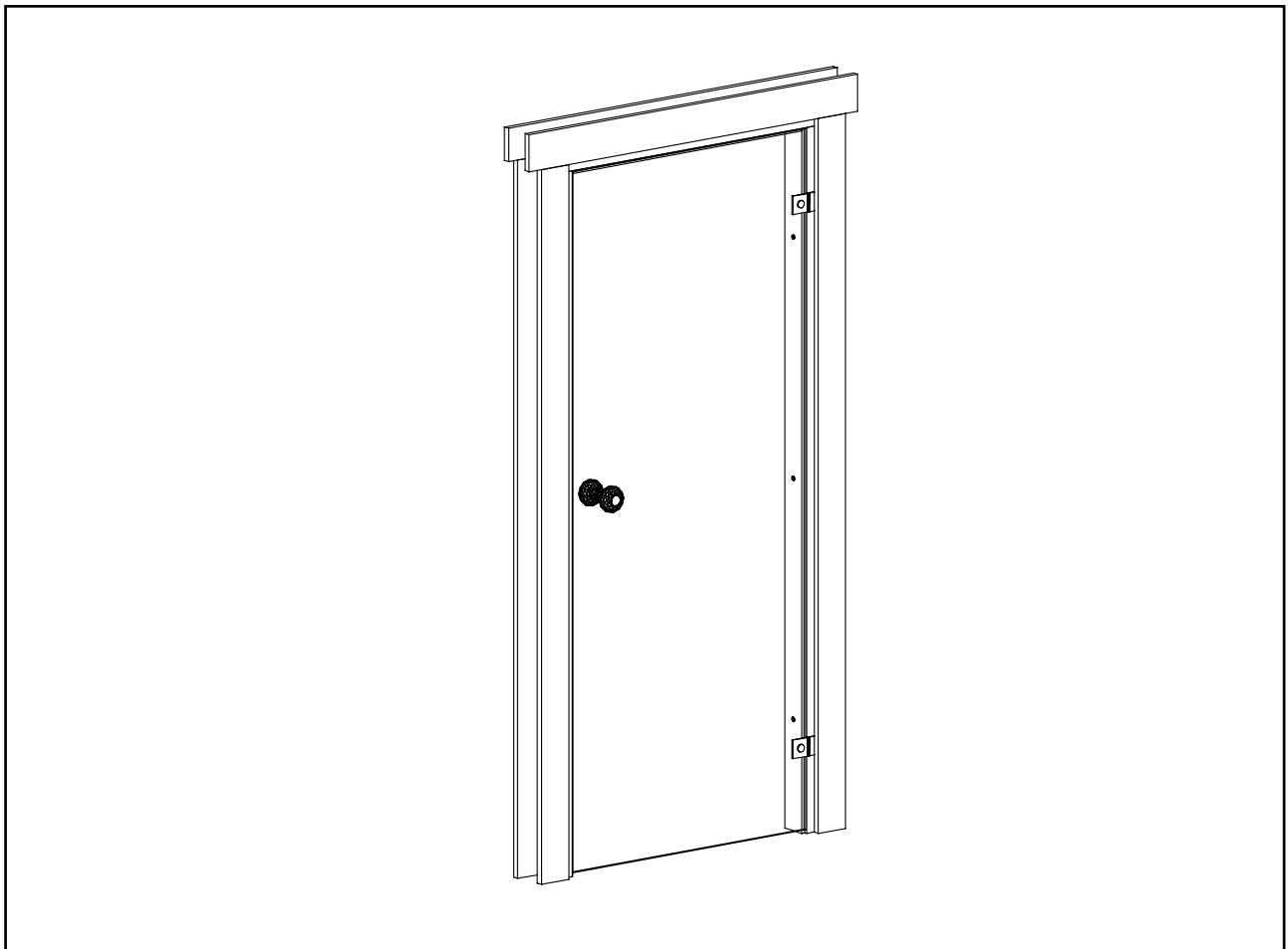
Detail / optional

Saunahaush Mikko 70 de luxe Vollglastür



Detail / optional

Saunahaus Mikko 70 de luxe Vollglastür



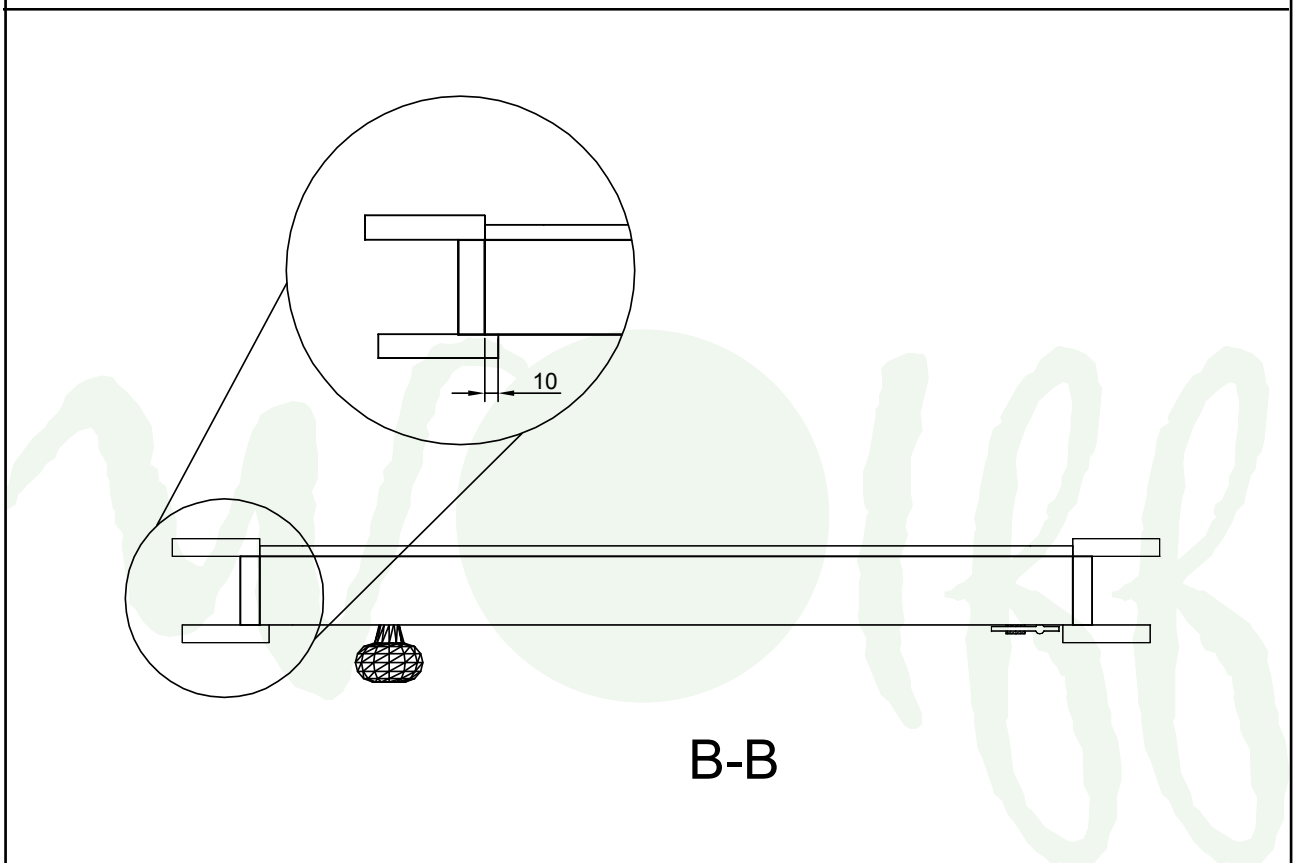
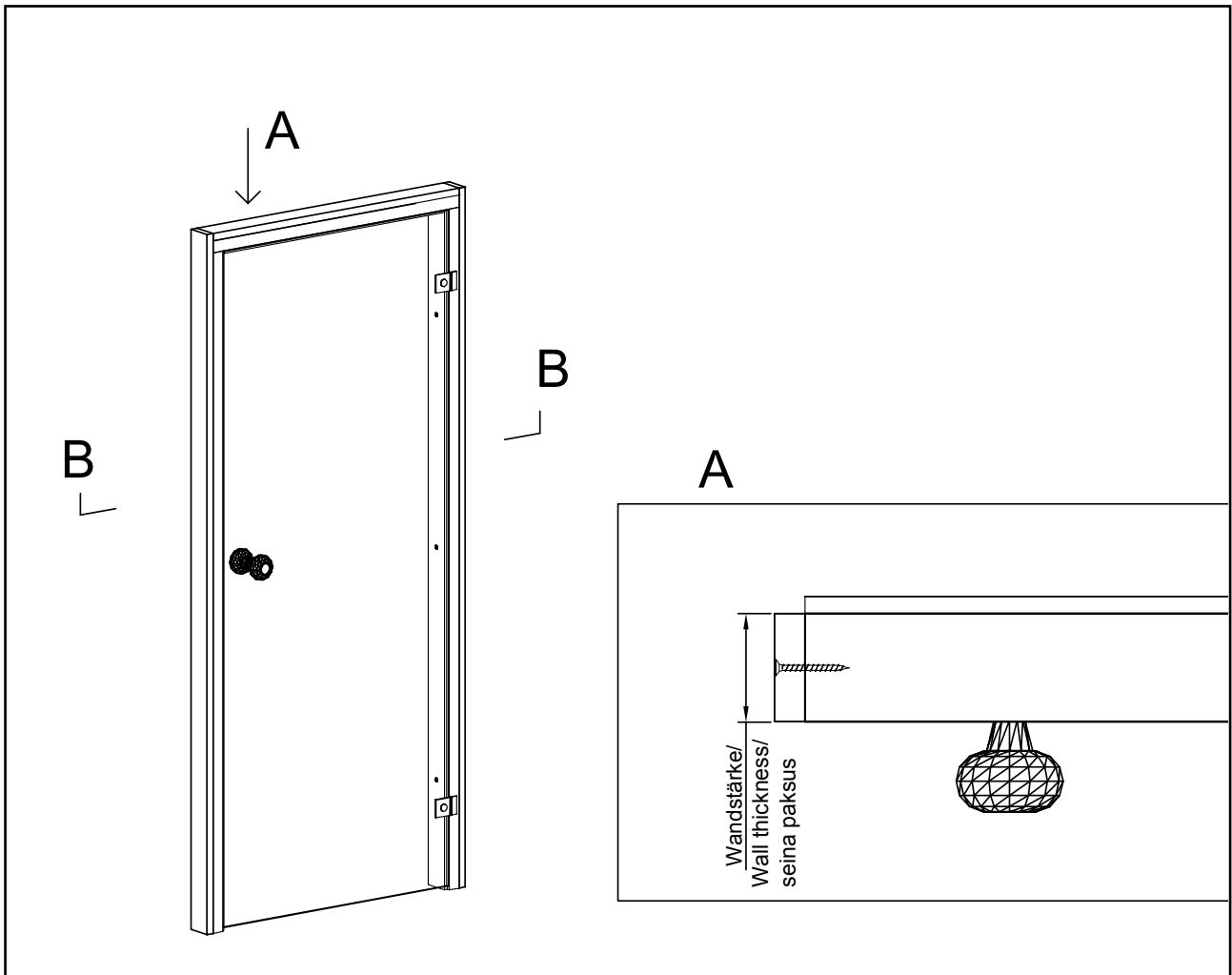
18x90 Blendleisten/
cover strips/piirdeliistud

Rahmenleisten
20x Wandstärke/
frame extensions
20x wall thickness/
laiendusliist
20x seinä paksus

18x90 Blendleisten/
cover strips/piirdeliistud

Detail / optional

Saunahaus Mikko 70 de luxe Vollglastür



Detail / optional

Saunahaus Mikko 70 de luxe Vollglastür

